



MODEL
IM28-a

Content



- 02.** Main Features
- 03.** Equipment (Standard)
- 08.** Available Colors
- 09.** Equipment (Optional)
- 13.** Engine Options



02. Main features

Length: **8.53 m / 28 Ft.**

Height:
1.02 m / 3,35 Ft.

Draft: **35 cm / 1,1 Ft.**



- Full tank gas 80 Gal, 302.83 Lts.
- Passanger Capacity..... 10.
- Dry Weight 1,500 kg.
- Maximun Load 2,200 kg.




Length: **8.53m / 28 Ft.**


03. Equipment Standard




01



03



02



04

01. **Center Console**

Comfortable center console.

02. **Table**

Snack / Dining Folding Removable Wooden Table.

03. **Sun Bathing Deck (padded)**

4 Integrated Cup Holders Stainless steel railing.

04. Two self bailing compartments underneath sun bathing deck for dry and wet storage.

01 Electric Accesories

2 marine 12 V. bateries

Batery Holders

Navigation lights

4 interior LED lights

2 bilge pumps 1000 GPM

JBL Marine Stereo

4 JBL Speakers (B00HN7JW1G)

GPS LOWRENCE Hook 5

Radio VHF Cobra with 2 m.
antenna YAMAHA Display

02 Stainless Steel Accesories

Railing

T-Top Structure

Stairs

2 Brackets

Anchor & Anchor Holder

Cleats



02



01

01



02



03

01. **Windshield**

02. **Icebox**

03. **Livewell**



01. Icebox down

02. Dren

03. Ladder Stainless Steel



01



02

03





01

01 **Compass Ritchie F-50 (Black or white)**

Easy to read 2-3 / 4" direct reading dial

Installs easily, fits a 3.75" (9.53 cm) mounting hole

Internal green night illumination

Built-in compensators for easy adjustment of deviation.

Scientifically matched sapphire jewel and hardened steel rotating

Dial movement
Powerful directive force magnets for rapid course locking - Movable

Sun shield
High-temperature composite construction for extended operating range

100% repairable



02

02 **Softside Fenders**

Molded from a lightweight polymeric material that is soft to the touch, and easy on hulls, and resistant to UV, chalking, splitting, and crushing. Double-molded eye ends for extra strength. Seamless one-piece construction. Oval shape and ribbed sides resist rolling against hull.

Sold in a display carton for easy display

Guaranteed for life against splitting or bursting



03

03 **Full Gas**

Packaged Dimensions

67"L x 26.5"W x 14.5"H, 1701.8mmL x 673.1mmW x 368.3mmH

Capacity 80 Gal, 302.83 Lts.

Packaged Weight 46 lb, 20.90 kg

JBL Stereo Dual PRV-175

JBL's PRV 175 marine digital media receiver will change the way you listen to music on your boat, without forcing you to downsize or change your boat. This digital media receiver packs a lot of features into a compact design that fits in the opening of a standard tachometer. You'll enjoy AM/ FM radio, of course, plus built-in Bluetooth that lets you stream music from your Android phone. You can also use the rear auxiliary input for your music player, or plug a thumb drive into the rear USB port to enjoy your favorite music files.

4 Speaker Features: 6.5" dual cone marine speakers Peak: 150 watts

RMS: 50 watts

Impedance: 4 ohms.

Sensitivity: 90dB.

Frequency response: 50-18,000 Hz. Plus One polypropylene cones

Enclosures: Synthetic rubber. Grille: UV water resistant

Basket: Polymer



01 LightArmor® Lights

LED Light Engine

Cool to the touch

Long lasting - 50,000+ hours

Color indicated cores for ease of installation
Be Safe, Be Seen

Sharper cut-off angles and vibrant star-board and port colors for better visibility

1NM U.S.C.G. Certified

Corrosion Resistant

Water-Resistant (IP Rating 67)

Features tell-tale indicators for ease of use

Smaller footprint with refined styling

02 Cobra MR F57-B

Rewind-Say-Again®
Automatically records the last 20 seconds of VHF calls so you can always play back what you missed.

PA Output
Communicate with boaters around you with a PA function to external speaker.

NOAA Weather
Get instant, 24 hour access to national All-Hazards and weather information with all NOAA weather channels

Radio Check
Checks battery voltage, RF power output, and antenna output when transmitting so you're always assured.

Submersible
Fully submersible and waterproof to IPX8 (JIS8) standards.

FCC Compliant
Compliant with the latest FCC Specs for Class-D VHF Radios



01



02

01



01 ED Round (Interior / Exterior Lights)

These LED lights outperform comparable halogen lights and use 20% of the energy. The lights remain cool to the touch and eliminate the burn hazard that halogen lights can present. Fully encapsulated electronics and stainless steel housing allow for indoor and outdoor mounting. It has a life of more than 50,000 hours. Other LED colors and bezel finishes are available upon request. For 12V DC systems.

02



02 Incandescent All-Around Deck Mounted Lights

Deck Mounted Incandescent All-Round Light by Attwood®.

This product is made of high-quality materials to serve you for years to come. Designed using state-of-the-art technology and with customers in mind. It will meet your needs and deliver great quality at an affordable cost.

Recommended Boat Length: Up to 39.4' (12 m)

Visibility: 2 Nautical Mile

Mounting: Deck

Voltage: 12 V DC

Lamp Power: 9 W Optic: White

Lowrance Reveal Hook-9

The all-new HOOK Reveal makes fishing easier, delivering powerful performance with proven fish-finding tools including, Autotuning Sonar, SideScan and DownScan Imaging™ and now FishReveal™, which makes fish easier to see by combining the benefits of Lowrance CHIRP sonar and DownScan Imaging™ on one screen

Screen Brightness >1000 NITS

GPS 1 Hz GPSGLONASSWAASEGNOSMSAS

Dimensions W x H x D: 10.92" (277.3 mm) x 6.90 (175.2 mm) x 4.42"

(112.3 mm) Shock Vibration: 100,000 cycles of 20 G

Compass Safe: 12" (300mm)

Supply Voltage: 12v DC (10.8-17VDC)

3000 Waypoints 100 Routes 100 Trails:

Storage Temperature Range: 4°F to 140°F (-20°C to 60°C)

Operating Temperature Range: 5°F to 131°F (-15°C to 55°C)

Humidity: 60°C, 95% relative humidity (RH) for 18 hours

Viewing Angles: 80° top/bottom, 85° left/right



08. Available Colors

Interior


Moonlight Cream (PMS2404C)

Sunbrella

White (000C) Top and lateral canvas for extra shade.

Tapestry and T-tops

13 custom-made seats and cushions.



Bicolor

Hull

White (000C)



Sword Gray (313-03)



Olive Green (PMS2404-C)



Dark Blue (7547)



09. Equipment

Optional

01. Removable Sun

Top and lateral canvas for extra shade.

02. WC



01



02



01



01 Fishing Seats Atwood

Low-Back Padded Boat Seat

This seat features a high impact plastic frame and aluminum hinges. It is UV and mildew resistant with easy to clean vinyl and a standard seat hole mounting pattern. 7"W x 16"D x 16"H

Pedestal base (9")

High impact plastic frame and aluminum hinges UV resistant Easy to clean vinyl

02 Trailer triple axle standard rocket

28 ft.

100% Stainless steel fasteners & U bolt aluminum I-Beam

Construction V-Bende Aluminum cross members

Aluminum Diamond plated fenders aluminum bunk

Aluminum fenders brackets

Hot dipped galvanized wheels, tongue & winch stand

Submersible led lights

02





F100 GETX

2 Engines 100 Hp/73.6kW (right and left)

1.8L, 4 cil./line. 16 valve

1,832 cc (x2)

Fuel injection

Dry weight 171 kg (x2)

RPM: 5000-6000

Fuel consumption: 36.9L/h (x2)

Engine Transom height: 25"

Propeller: Stainless Steel

Accesories included: Aceleration (chicotes)

Digital meters



F(L)115 BETX

2 Engines 115 Hp/84.6kW (right and left)

1.8L, 4 cil./line. 16 valve

1,832 cc (x2)

Fuel injection

Dry weight: 185 kg (x2)

RPM: 4000-5500

Fuel consumption: 38.9L/h (x2)

Engine Transom height: 25"

Propeller: Stainless Steel

Accesories included: Aceleration (chicotes)

Yamaha Display 6YC



F200 BET

1 Engines de 200 Hp/110.3kW (right and left)

2.7 L, 4 cil./line. 16 valve

2,670 cc. (x2)

Fuel injection

Dry weight: 223 kg (x2)

RPM: 4000-5500

Fuel consumption: 56.3L/h (x2)

Engine Transom height: 25"

Propeller: Stainless Steel

Accesories included: Aceleration (chicotes)

Digital meters



F250 PET

1 Engine 250 Hp/183.8kW (Right)

4.2L, V6. 24 valve

4,169 cc

Fuel injection

Dry weight: 268 kg

RPM: 5000-6000

Fuel consumption:: 83.9L/h Engine Transom height: 25"

Propeller: Stainless Steel

Accesories included: Aceleration (digital)

Yamaha Display CL7



MEMSA

IM28-a
¡THANK YOU!