

**PARTS
CATALOGUE
CATALOGO
DE REPUESTOS**

E60H'23 (69DP)



1X69D-200SA

()

E60H
PARTS CATALOGUE
©2023 by Yamaha Motor Co., Ltd.
1st edition, August 2023
All rights reserved.
Any reprinting or unauthorized use
without the written permission of
Yamaha Motor Co., Ltd.
is expressly prohibited.
Printed in Japan.

E60H
CATALOGO DE REPUESTOS
©2023 por Yamaha Motor Co., Ltd.
1ª edición, agosto 2023
Todos los derechos reservados.
Toda reproducción o uso no autorizado
sin el consentimiento escrito de
Yamaha Motor Co., Ltd.
quedan expresamente prohibidos
Impreso en Japón.

FOREWORD

This Parts Catalogue is related to the parts for the model(s) on the cover page. When you are ordering replacement parts, please refer to this Parts Catalogue and quote both part numbers and part names correctly.

1. Modifications or additions which have been made after the issue of the Parts Catalogue will be announced in the Parts News.
It is advisable that you make the necessary corrections to the Parts Catalogue according to the Parts News.

2. Abbreviations

The following abbreviations are used in this Parts Catalogue.

“UR” Use specified parts number.

“UN” Use as many as needed.

“AP” Alternate Parts

“LM” Locally Made (Parts need to be ordered locally)

“F#” Frame No. (Applicable machine No.)

“O/S” Over Size

3. The number of components for assembly

- Parts, which are to be supplied in an assembly, are listed with a dot (.) in front of the part name as shown below.
- The numeral appearing to the right of each component part indicates the quantity of parts for each assembly unit.

| PART NO. | DESCRIPTION | Q'TY | REMARKS |
|--------------|--------------------------|------|---------|
| 2F5-83310-60 | FRONT FLASHER LIGHT ASSY | 2 | |
| 115-83311-60 | .BULB (6V-18W) | 1 | |

4. Applicable colours of graphics are represented in the “REMARKS” as shown below.

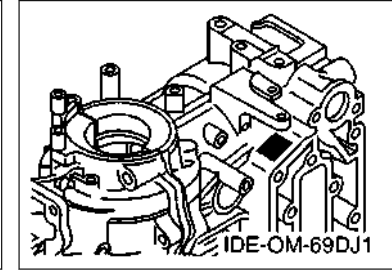
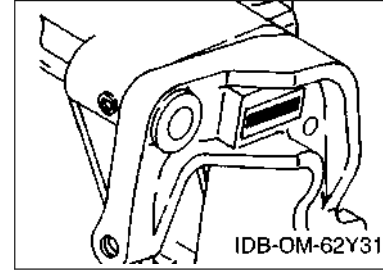
| PART NO. | DESCRIPTION | Q'TY | REMARKS |
|-----------------|---------------------|------|---------|
| 2N4-24110-00-X5 | FUEL TANK COMP. | 2 | MXR |
| 3J1-24240-10 | .GRAPHIC, FUEL TANK | 1 | FOR MXR |

5. Note that the illustrations for reference in finding parts numbers are not to be used for assembling. When assembling, please use the applicable service manual.

6. The asterisk (*) before a reference number indicates modified items after the first edition.

7. Applicable Serial No.

Engine Serial No.



8. Applicable Engine Starting Serial No.

| Model | Serial No. | Model | Serial No. |
|-------|--------------|-------|------------|
| E60H | 6K5K-1091832 | | |
| | | | |
| | | | |
| | | | |

9. Applicable Colour Code

| Abbreviation | Colour Name | Colour Code |
|--------------|--------------------|-------------|
| DBN1 | DARK BLUISH GRAY 1 | 008D |

10. Quantity Column Information

| Column No. | Name Of Q'ty Column | Applicable Model |
|------------|---------------------|------------------|
| 1 | MHD | E60HMHD |
| 2 | WHD | E60HWHD |
| 3 | WD | E60HWD |
| | | |
| | | |

PROLOGO

Este catálogo de repuestos corresponde a las piezas para el o los modelos que figuran en la página de portada. Al formular el pedido de repuestos, se ruega citar este catálogo y especificar correctamente el número y el nombre de las piezas.

- Las modificaciones y agregados que se hayan realizado después de la edición de este Catálogo de Repuestos, serán anunciados en las Informaciones de Recambios. Es recomendable que se hagan las correcciones necesarias en el Catálogo de Repuestos de acuerdo con las Informaciones de Recambios.
- Abreviaciones
En este Catálogo de Repuestos se emplean las siguientes abreviaciones.
 - “UR” Usar el número de partes especificado
 - “UN” Usar la cantidad necesaria
 - “AP” Piezas sustitutivas
 - “LM” Fabricación local (Hay que pedir los repuestos en las cercanías)
 - “F#” N° de bastidor (N° aplicable a la máquina)
 - “O/S” Sobredimensionado
- La cantidad de componentes para el montaje
 - Los componentes, suministrados como conjunto, se describen con un punto (.) que precede al nombre del parte como se indica a continuación.
 - La numeración que aparece a la derecha de cada descripción indica la cantidad de partes por cada unidad de conjunto.

| CODIGO N° | DESCRIPCION | CANT. | OBSERVACIONES |
|--------------|----------------------|-------|---------------|
| 2F5-83310-60 | ENSAMBLAJE DE LA LUZ | 2 | |
| 115-83311-60 | .BOMBILLA (6V-18W) | 1 | |

- Los colores de los componentes se indican como sigue en la columna de “OBSERVACIONES”.

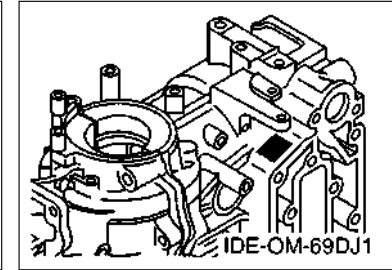
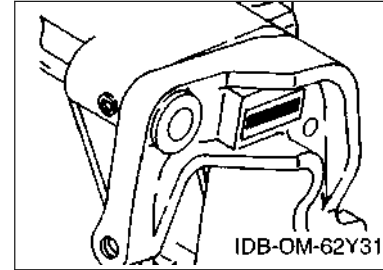
| CODIGO N° | DESCRIPCION | CANT. | OBSERVACIONES |
|-----------------|----------------------|-------|---------------|
| 2N4-24110-00-X5 | COMP. DEL TANQUE | 2 | MXR |
| 3J1-24240-10 | .GRAFICO, DEL TANQUE | 1 | PARA MXR |

- Debe tenerse en cuenta que las ilustraciones sirven como guía para la búsqueda de los números de partes y no deben usarse para el montaje. Durante el montaje, se recomienda usar el manual de taller correspondiente.

- EL asterisco (*) antes del número de referencia indica los elementos modificados después de la primera edición.

- Números de serie

N° de Serie del motor



- Números de serie del motor

| Modelo | N° de serie | Modelo | N° de serie |
|--------|--------------|--------|-------------|
| E60H | 6K5K-1091832 | | |
| | | | |
| | | | |
| | | | |

- Códigos de color aplicables

| Abreviatura | Nombre de color | Código de color |
|-------------|--------------------|-----------------|
| DBN1 | DARK BLUISH GRAY 1 | 008D |

- Información para la columna de cantidades

| Columna N° | Nombre de la columna de cantidades | Modelo aplicable |
|------------|------------------------------------|------------------|
| 1 | MHD | E60HMHD |
| 2 | WHD | E60HWHD |
| 3 | WD | E60HWD |
| | | |
| | | |

CONTENTS

| | |
|------------------------------|----|
| SCHEDULED SERVICE PARTS..... | 1 |
| TOP COWLING..... | 2 |
| CYLINDER & CRANKCASE..... | 3 |
| CRANKSHAFT & PISTON..... | 5 |
| INTAKE..... | 7 |
| CARBURETOR..... | 8 |
| FUEL..... | 10 |
| STARTER..... | 12 |
| GENERATOR..... | 15 |
| ELECTRICAL 1..... | 16 |
| ELECTRICAL 2..... | 18 |
| ELECTRICAL 3..... | 19 |
| ELECTRICAL 4..... | 20 |
| ELECTRICAL 5..... | 21 |
| STARTING MOTOR..... | 22 |
| BOTTOM COWLING..... | 23 |
| STEERING..... | 25 |
| CONTROL..... | 28 |
| BRACKET 1..... | 30 |
| BRACKET 2..... | 33 |
| BRACKET 3..... | 34 |
| BRACKET 4..... | 36 |
| UPPER CASING..... | 38 |
| LOWER CASING & DRIVE 1..... | 40 |
| LOWER CASING & DRIVE 2..... | 44 |
| LOWER CASING & DRIVE 3..... | 47 |
| FUEL TANK 1..... | 49 |
| FUEL TANK 2..... | 50 |
| STEERING GUIDE..... | 51 |
| REMOTE CONTROL BOX..... | 52 |
| REMOTE CONTROL ASSY..... | 53 |
| METER..... | 56 |
| REPAIR KIT 1..... | 57 |
| REPAIR KIT 2..... | 59 |

INDEX

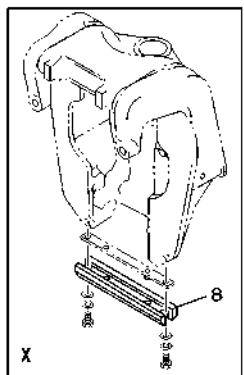
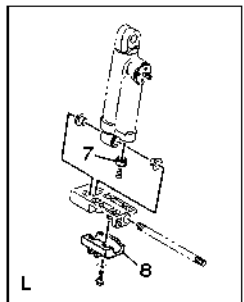
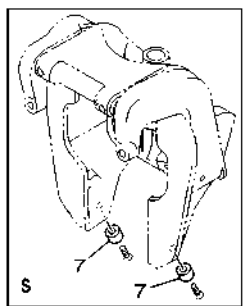
| | |
|----------------------|----|
| NUMERICAL INDEX..... | 60 |
|----------------------|----|

CONTENIDO

| | |
|------------------------------------|----|
| PARTES DE REPUESTO TEMPORALES..... | 1 |
| SOPORTE SUPERIOR..... | 2 |
| CYLINDRO & CARTER..... | 3 |
| CIGUENAL & PISTON..... | 5 |
| ADMISION..... | 7 |
| CARBURADOR..... | 8 |
| COMBUSTIBLE..... | 10 |
| ARRANQUE..... | 12 |
| GENERADOR..... | 15 |
| EQUIPO ELECTRICO 1..... | 16 |
| EQUIPO ELECTRICO 2..... | 18 |
| EQUIPO ELECTRICO 3..... | 19 |
| EQUIPO ELECTRICO 4..... | 20 |
| EQUIPO ELECTRICO 5..... | 21 |
| MOTOR DE ARRANQUE..... | 22 |
| CUBIERTA INFERIOR..... | 23 |
| DIRECCION..... | 25 |
| CONTROL..... | 28 |
| SOPORTE 1..... | 30 |
| SOPORTE 2..... | 33 |
| SOPORTE 3..... | 34 |
| SOPORTE 4..... | 36 |
| FUNDA SUPERIOR..... | 38 |
| IMPULSOR E INFERIOR 1..... | 40 |
| IMPULSOR E INFERIOR 2..... | 44 |
| IMPULSOR E INFERIOR 3..... | 47 |
| DEPOSITO DE COMBUSTIBLE 1..... | 49 |
| DEPOSITO DE COMBUSTIBLE 2..... | 50 |
| DIRECCIONGUIAR..... | 51 |
| CONTROL REMOTO COMPLETO..... | 52 |
| CONTROL REMOTO COMPL..... | 53 |
| MEDIDOR..... | 56 |
| ESTUCHE REPARATION 1..... | 57 |
| ESTUCHE REPARATION 2..... | 59 |

INDICE

| | |
|----------------------|----|
| INDICE NUMERICO..... | 60 |
|----------------------|----|



69DH300-R010

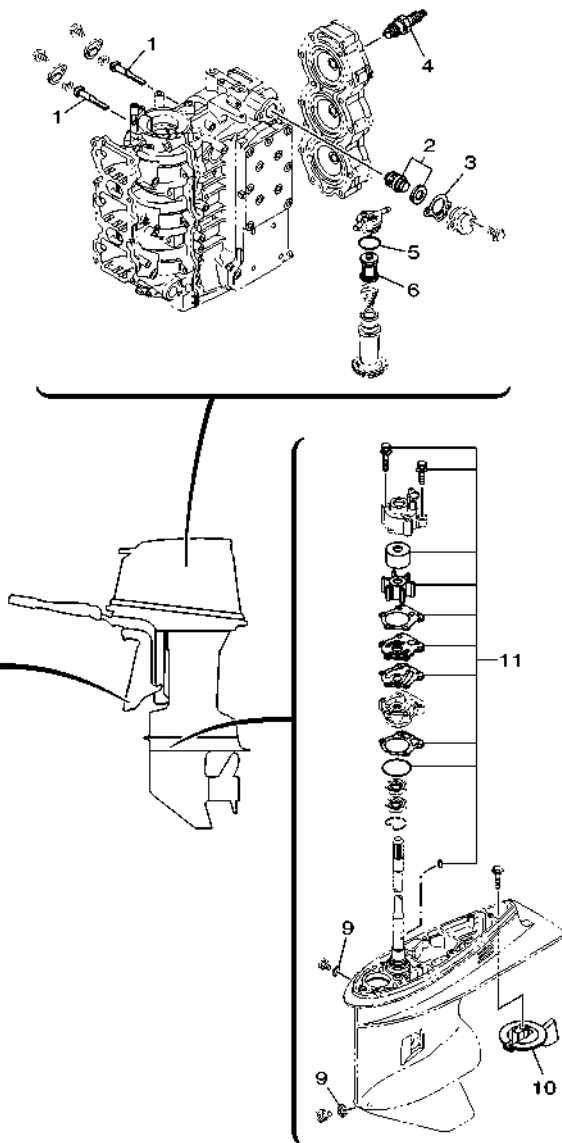
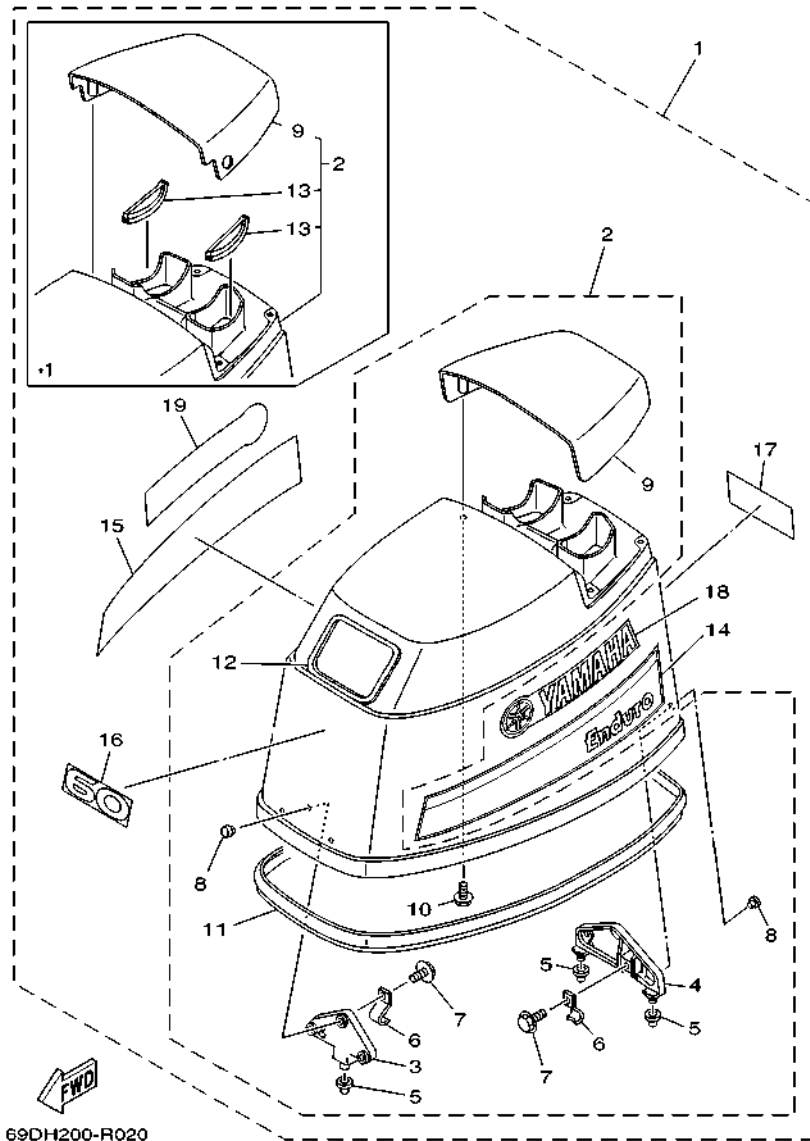


FIG. 1 SCHEDULED SERVICE PARTS

PARTES DE REPUESTO TEMPORALES

| REF. NO. | PART NO. CODIGO N° | DESCRIPTION DESCRIPCION | MHD | WHD | WD | REMARKS OBSERVACIONES |
|----------|--------------------|--|-----|-----|----|----------------------------------|
| 1 | 6H3-11325-01 | ANODE ANODO | 2 | 2 | 2 | |
| 2 | 6H3-12411-11 | THERMOSTAT TERMOSTAT | 1 | 1 | 1 | |
| 3 | 62Y-12414-01 | GASKET, COVER EMPAQUE | 1 | 1 | 1 | |
| 4 | 94702-00160 | PLUG, SPARK (NGK B8HS-10) BUJIA (NGK B8HS-10) | 3 | 3 | 3 | UR UR |
| | 94702-00247 | PLUG, SPARK (NGK BR8HS-10) BUJIA (NGK BR8HS-10) | 3 | 3 | 3 | UR CAR,CHN,TWN UR CAR,CHN,TWN |
| 5 | 61A-24564-01 | O-RING ANILLO O | 1 | 1 | 1 | |
| 6 | 61A-24563-02 | ELEMENT, FILTER ELEMENTO DEL FILTRO | 1 | 1 | 1 | |
| 7 | 663-45251-00 | ANODE CATODE | 1 | 1 | 1 | UN UN |
| 8 | 63D-45251-01 | ANODE CATODE | 1 | 1 | 1 | UR L(22.5") UR L(22.5") |
| | 6H1-45251-03 | ANODE CATODE | 1 | 1 | 1 | UR X(25.5") UR X(25.5") |
| 9 | 90430-08003 | GASKET JUNTA | 2 | 2 | 2 | |
| 10 | 67F-45371-00 | TAB-TRIM QUILLA ESTABILIZADOR | 1 | 1 | 1 | |
| 11 | 69D-W0078-00 | WATER PUMP REPAIR KIT ESTUCHE REPARACION BOMBA AGUA | 1 | 1 | 1 | |



69DH200-R020

*1: EXCEPT FOR OMN.CHN,KOR,TWN,BRN.OTH

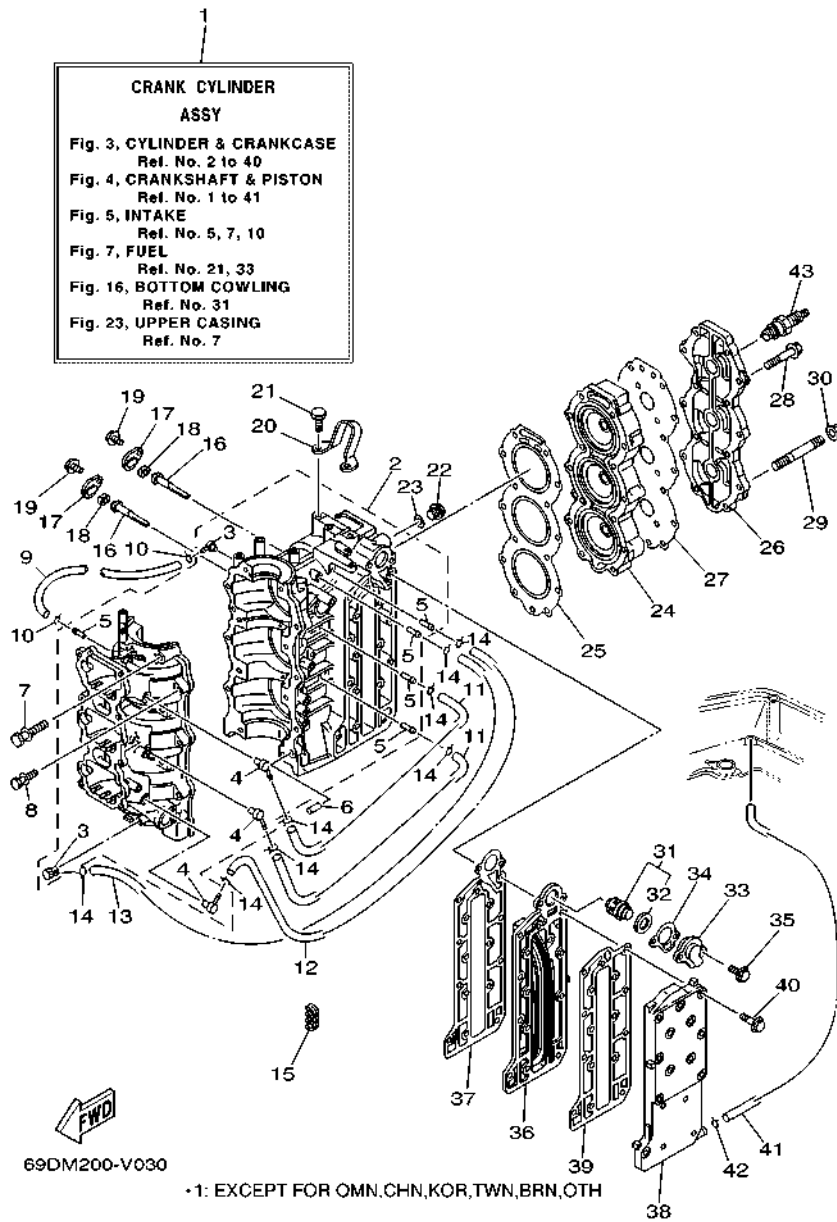
FIG. 2 TOP COWLING

SOPORTE SUPERIOR

| REF. NO. | PART NO. CODIGO N° | DESCRIPTION DESCRIPCION | MHD | WHD | WD | REMARKS OBSERVACIONES |
|----------|--------------------|---|-----|-----|----|-----------------------|
| 1 | 69D-42610-12 | TOP COWLING ASSY SOPORTE SUPERIOR COMPL. | 1 | 1 | 1 | |
| | 69D-42610-22 | TOP COWLING ASSY SOPORTE SUPERIOR COMPL. | | 1 | | *1 *1 |
| 2 | 6K5-4261A-02 | .TOP COWLING W/O GRAPHICS .SOPORTE SUPERIOR SIN GRAFICOS | 1 | 1 | 1 | |
| | 6K5-4261A-12 | .TOP COWLING W/O GRAPHICS .SOPORTE SUPERIOR SIN GRAFICOS | | 1 | | *1 *1 |
| 3 | 6H3-42647-00 | ..HOLDER, CLAMP BAND ..MORDAZA DE ABRAZADERA | 1 | 1 | 1 | |
| 4 | 6H3-42649-00 | ..HOLDER, CLAMP BAND ..MORDAZA DE ABRAZADERA | 1 | 1 | 1 | |
| 5 | 663-42662-01 | ..DAMPER ..AMORTIGUADOR | 3 | 3 | 3 | |
| 6 | 6H3-42652-00 | ..HOOK ..GANCHO | 2 | 2 | 2 | |
| 7 | 97E95-06616 | ..BOLT, HEXAGON W/W DEEP RECESS ..TORNILLO HEXAGONAL CON RONDONA | 2 | 2 | 2 | |
| 8 | 90266-06009 | ..RIVET ..REMACHE | 6 | 6 | 6 | |
| 9 | 6H3-42613-01-8D | ..MOLDING, AIR DUCT ..MOLDURA CONDUCTO AIRE | 1 | 1 | 1 | |
| | 69D-42620-00-8D | ..AIR DUCT ASSY ..DUCTO DE AIRE COMPL. | | 1 | | *1 *1 |
| 10 | 97E95-06516 | ..BOLT, HEXAGON W/W DEEP RECESS ..TORNILLO HEXAGONAL CON RONDONA | 4 | 4 | 4 | |
| 11 | 6H3-42615-01 | ..SEAL ..SELLO | 1 | 1 | 1 | |
| 12 | 6K5-15761-00 | ..SEAL, RUBBER 1 ..SELLO DE GOMA 1 | 1 | 1 | 1 | |
| 13 | 69D-42616-01 | ..GROMMET, TOP COWLING ..TAPON DE SOPORTE SUPERIOR COMP | | 2 | | *1 *1 |
| 14 | 696-42675-41 | ..GRAPHIC, SIDE 1 ..CALCAMONIA LATERAL 1 | 1 | 1 | 1 | |
| 15 | 696-42676-41 | ..GRAPHIC, SIDE 2 ..CALCAMONIA LATERAL 2 | 1 | 1 | 1 | |
| 16 | 6H2-42678-11 | ..GRAPHIC, REAR ..CALCAMONIA TRASERA | 1 | 1 | 1 | |
| 17 | 6H2-42678-11 | ..GRAPHIC, REAR ..CALCAMONIA TRASERA | 1 | 1 | 1 | |
| 18 | 63D-42681-41 | ..MARK, COWLING ..MARCA DE CUBIERTA | 1 | 1 | 1 | |
| 19 | 63D-42681-41 | ..MARK, COWLING ..MARCA DE CUBIERTA | 1 | 1 | 1 | |

CYLINDRO & CARTER

FIG. 3 CYLINDER & CRANKCASE



| REF. NO. | PART NO. CODIGO N° | DESCRIPTION DESCRIPCION | MHD | WHD | WD | REMARKS OBSERVACIONES |
|----------|--------------------|---|-----|-----|----|-----------------------|
| 1 | 69D-W0090-04-1S | CRANK CYLINDER ASSY BLOQUE MOTOR COMPLETO | 1 | 1 | 1 | |
| 2 | 69D-15100-00 | CRANKCASE ASSY CARTER COMPLETO | 1 | 1 | 1 | |
| 3 | 688-11370-01 | .CHECK VALVE ASSY .VALVULA DE CONTROL COMPL. | 2 | 2 | 2 | |
| 4 | 650-11370-01 | .CHECK VALVE ASSY .VALVULA DE CONTROL COMPL. | 3 | 3 | 3 | |
| 5 | 624-14485-00 | .PIPE, JOINT .TUBO DE UNION | 5 | 5 | 5 | |
| 6 | 93608-12063 | PIN, DOWEL PASADOR DE CLAVIJA | 2 | 2 | 2 | |
| 7 | 90119-10005 | BOLT, WITH WASHER TORNILLO CON ARANDELA | 8 | 8 | 8 | |
| 8 | 90119-08M64 | BOLT, WITH WASHER TORNILLO CON ARANDELA | 6 | 6 | 6 | |
| 9 | 90445-07M44 | HOSE (L250) TUBO (L250) | 1 | 1 | 1 | |
| 10 | 90467-06016 | CLIP PRESILLA | 2 | 2 | 2 | |
| 11 | 90445-07M02 | HOSE (L167) TUBO (L167) | 2 | 2 | 2 | |
| 12 | 90445-07M45 | HOSE (L340) TUBO (L340) | 1 | 1 | 1 | |
| 13 | 90445-07M82 | HOSE (L440) TUBO (L440) | 1 | 1 | 1 | |
| 14 | 90467-06016 | CLIP PRESILLA | 8 | 8 | 8 | |
| 15 | 90464-07M05 | CLAMP BRIDA | 1 | 1 | 1 | |
| 16 | 6H3-11325-01 | ANODE ANODO | 2 | 2 | 2 | |
| 17 | 6H3-11327-00-94 | COVER, ANODE CUBIERTA DE ANODO | 2 | 2 | 2 | |
| 18 | 6H3-11328-01 | GROMMET, ANODE TAPON | 2 | 2 | 2 | |
| 19 | 90119-06023 | BOLT, WITH WASHER TORNILLO CON ARANDELA | 2 | 2 | 2 | |
| 20 | 6K5-11119-01 | HANGER, ENGINE SOPORTE DEL MOTOR | 1 | 1 | 1 | |
| 21 | 90101-08002 | BOLT TORNILLO | 2 | 2 | 2 | |
| 22 | 90340-14M06 | PLUG, STRAIGHT SCREW TORNILLO, DE DRENAJE | 1 | 1 | 1 | |
| 23 | 90430-14115 | GASKET JUNTA | 1 | 1 | 1 | |
| 24 | 6H3-11111-01-1S | HEAD, CYLINDER 1 CULATA CILINDRO 1 | 1 | 1 | 1 | |
| 25 | 6H3-11181-A2 | GASKET, CYLINDER HEAD 1 JUNTA, DE CULATA 1 | 1 | 1 | 1 | |
| 26 | 6H3-11191-00-1S | COVER, CYLINDER HEAD 1 TAPA CULATA DE CILINDRO 1 | 1 | 1 | 1 | |
| 27 | 6H3-11193-A1 | GASKET, HEAD COVER 1 EMPAQUE | 1 | 1 | 1 | |

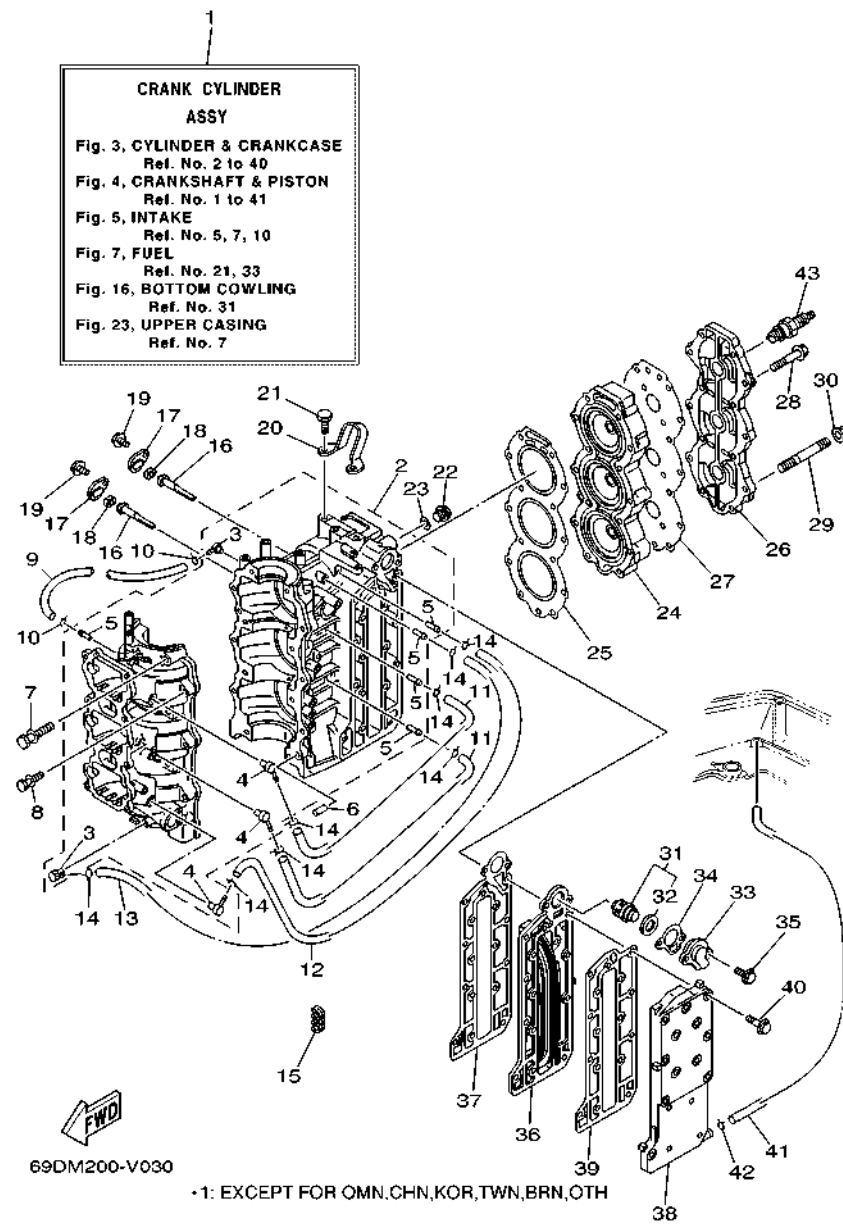


FIG. 3 CYLINDER & CRANKCASE

CYLINDRO & CARTER

| REF. NO. | PART NO. CODIGO N° | DESCRIPTION DESCRIPCION | MHD | WHD | WD | REMARKS OBSERVACIONES |
|----------|--------------------|---|-----|-----|----|--|
| 28 | 90119-08MA5 | BOLT, WITH WASHER TORNILLO CON ARANDELA | 13 | 13 | 13 | |
| 29 | 90116-08M69 | BOLT, STUD ESPARRAGO | 1 | 1 | 1 | |
| 30 | 90179-08M34 | NUT TUERCA | 1 | 1 | 1 | |
| 31 | 6H3-12411-11 | THERMOSTAT TERMOSTAT | 1 | 1 | 1 | |
| 32 | 688-12412-00 | .SEAL, THERMOSTAT .SELLO TERMOSTATO | 1 | 1 | 1 | |
| 33 | 6H3-12413-00-1S | COVER, THERMOSTAT CUBIERTA TERMOSTATO | 1 | 1 | 1 | |
| 34 | 62Y-12414-01 | GASKET, COVER EMPAQUE | 1 | 1 | 1 | |
| 35 | 90119-06MA3 | BOLT, WITH WASHER TORNILLO CON ARANDELA | 2 | 2 | 2 | |
| 36 | 6H3-41111-01-1S | INNER COVER, EXHAUST CUBIERTA INTERIOR DE ESCAPE | 1 | 1 | 1 | |
| 37 | 6H3-41112-A0 | GASKET, EXHAUST INNER COVER EMPAQUE | 1 | 1 | 1 | |
| 38 | 6H3-41113-02-1S | OUTER COVER, EXHAUST CUBOERTA EXTERIOR DE ESCAPE | 1 | 1 | 1 | |
| 39 | 6H3-41114-A0 | GASKET, EXHAUST OUTER COVER EMPAQUE | 1 | 1 | 1 | |
| 40 | 90119-06MA5 | BOLT, WITH WASHER TORNILLO CON ARANDELA | 16 | 16 | 16 | |
| | 90119-06MA5 | BOLT, WITH WASHER TORNILLO CON ARANDELA | | 14 | | *1 |
| 41 | 663-24312-01 | PIPE 2 TUBO 2 | 1 | 1 | 1 | *1 |
| 42 | 90467-08004 | CLIP PRESILLA | 1 | 1 | 1 | |
| 43 | 94702-00160 | PLUG, SPARK (NGK B8HS-10) BUJIA (NGK B8HS-10) | 3 | 3 | 3 | |
| | 94702-00247 | PLUG, SPARK (NGK BR8HS-10) BUJIA (NGK BR8HS-10) | 3 | 3 | 3 | FOR CAR, CHN, TWN FOR CAR, CHN, TWN |

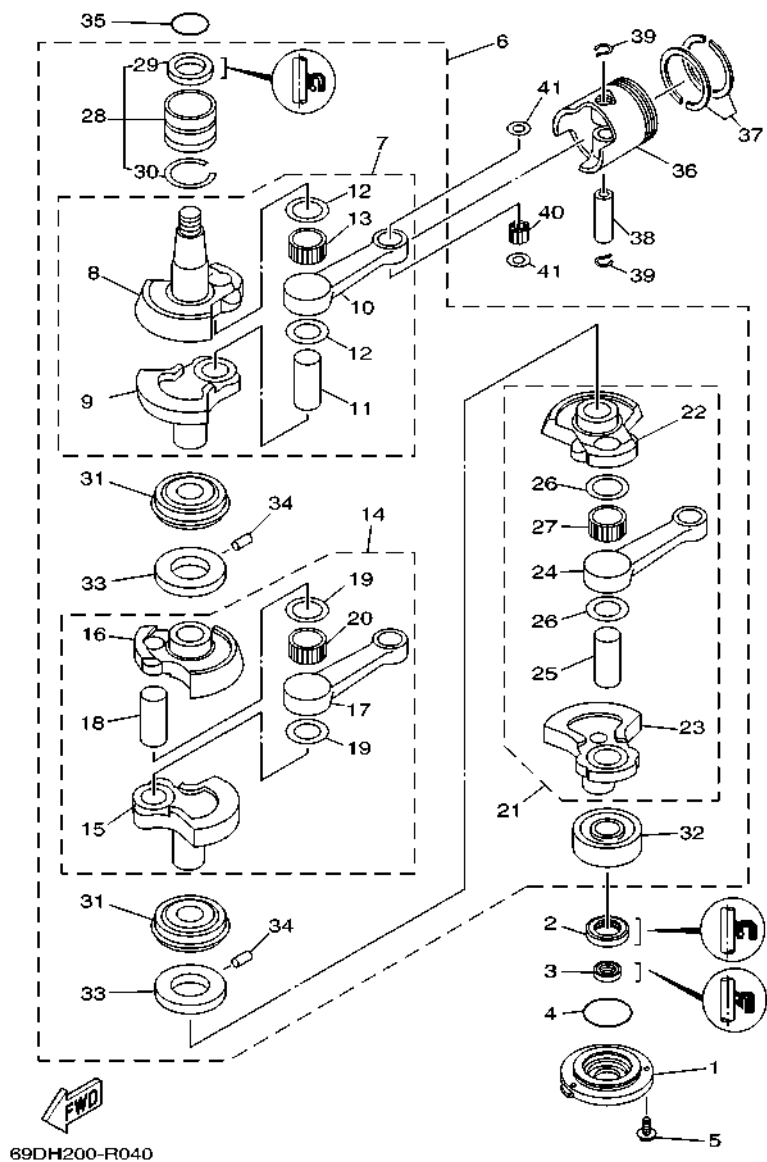
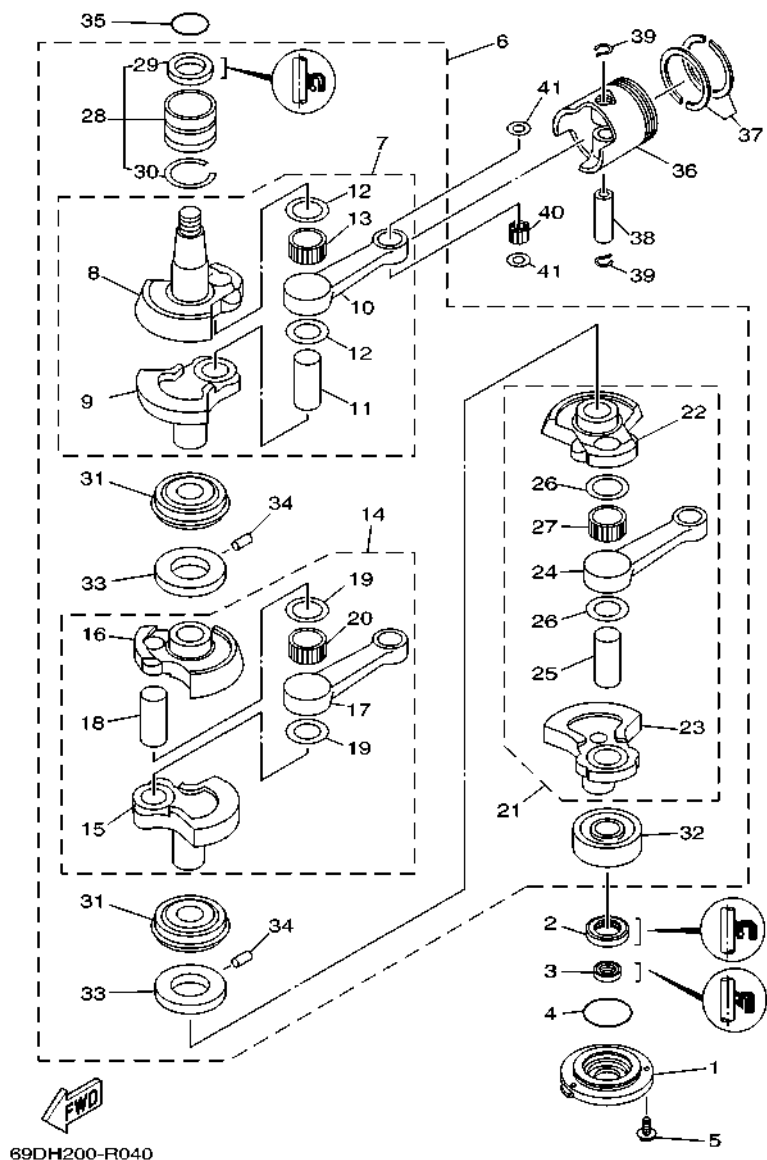


FIG. 4 CRANKSHAFT & PISTON

CIGUENAL & PISTON

| REF. NO. | PART NO. CODIGO N° | DESCRIPTION DESCRIPCION | MHD | WHD | WD | REMARKS OBSERVACIONES |
|----------|--------------------|---|-----|-----|----|-----------------------|
| 1 | 6H3-15359-00-94 | HOUSING, OIL SEAL CAJA DE SELLO DE ACEITE | 1 | 1 | 1 | |
| 2 | 93102-30009 | OIL SEAL SELLO ACEITE | 1 | 1 | 1 | |
| 3 | 93106-18001 | OIL SEAL SELLO ACEITE | 1 | 1 | 1 | |
| 4 | 93210-65M50 | O-RING ANILLO O | 1 | 1 | 1 | |
| 5 | 97E95-06520 | BOLT, HEXAGON W/W DEEP RECESS TORNILLO HEXAGONAL CON RONDONA | 3 | 3 | 3 | |
| 6 | 69D-W1140-01 | CRANKSHAFT ASSY CIGUENAL COMPLETO | 1 | 1 | 1 | |
| 7 | 6K5-11401-00 | .CRANK SUB ASSY 1 .MANIVELA SEMI-ARMADA 1 | 1 | 1 | 1 | |
| 8 | 6K5-11412-01 | .CRANK 1 .MANIVELA 1 | 1 | 1 | 1 | |
| 9 | 6K5-11422-01 | .CRANK 2 .MANIVELA 2 | 1 | 1 | 1 | |
| 10 | 6K5-11651-00 | .ROD, CONNECTING .BIELA | 1 | 1 | 1 | |
| 11 | 6K5-11681-00 | .PIN, CRANK 1 .PASADOR MANIVELA 1 | 1 | 1 | 1 | |
| 12 | 90209-27011 | .WASHER .ARANDELA DE SEPARACION | 2 | 2 | 2 | |
| 13 | 93310-527W1 | .BEARING .COJINETE DE RODILLOS | 1 | 1 | 1 | |
| 14 | 6K5-11402-00 | .CRANK SUB ASSY 2 .MANIVELA SEMI-ARMADA 2 | 1 | 1 | 1 | |
| 15 | 6K5-11422-01 | .CRANK 2 .MANIVELA 2 | 1 | 1 | 1 | |
| 16 | 6H3-11432-01 | .CRANK 3 .MANIVELA 3 | 1 | 1 | 1 | |
| 17 | 6K5-11651-00 | .ROD, CONNECTING .BIELA | 1 | 1 | 1 | |
| 18 | 6K5-11681-00 | .PIN, CRANK 1 .PASADOR MANIVELA 1 | 1 | 1 | 1 | |
| 19 | 90209-27011 | .WASHER .ARANDELA DE SEPARACION | 2 | 2 | 2 | |
| 20 | 93310-527W1 | .BEARING .COJINETE DE RODILLOS | 1 | 1 | 1 | |
| 21 | 6K5-11403-00 | .CRANK SUB ASSY 3 CONJUNTO SUBMANIVELA 3 | 1 | 1 | 1 | |
| 22 | 6H3-11432-01 | .CRANK 3 .MANIVELA 3 | 1 | 1 | 1 | |
| 23 | 6K5-11442-01 | .CRANK 4 .MANIVELA 4 | 1 | 1 | 1 | |
| 24 | 6K5-11651-00 | .ROD, CONNECTING .BIELA | 1 | 1 | 1 | |
| 25 | 6K5-11681-00 | .PIN, CRANK 1 .PASADOR MANIVELA 1 | 1 | 1 | 1 | |
| 26 | 90209-27011 | .WASHER .ARANDELA DE SEPARACION | 2 | 2 | 2 | |
| 27 | 93310-527W1 | .BEARING .COJINETE DE RODILLOS | 1 | 1 | 1 | |



69DH200-R040

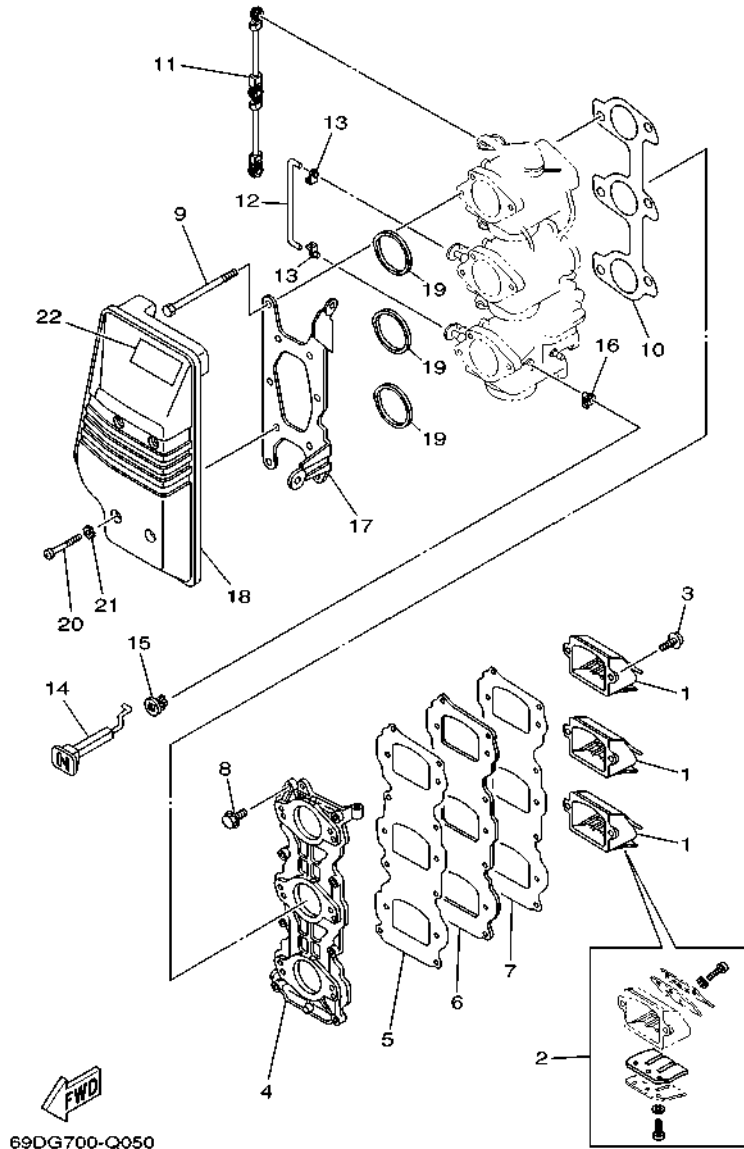
FIG. 4 CRANKSHAFT & PISTON

CIGUENAL & PISTON

| REF. NO. | PART NO. CODIGO N° | DESCRIPTION DESCRIPCION | MHD | WHD | WD | REMARKS OBSERVACIONES |
|----------|--------------------|--|-----|-----|----|-----------------------|
| 28 | 93311-636U6 | .BEARING .COJINETE DE RODILLOS | 1 | 1 | 1 | |
| 29 | 93102-36M24 | .OIL SEAL .SELLO ACEITE | 1 | 1 | 1 | |
| 30 | 93440-49M04 | .CIRCLIP .SEGURO | 1 | 1 | 1 | |
| 31 | 93332-000UE | .BEARING .COJINETE | 2 | 2 | 2 | |
| 32 | 93306-306V1 | .BEARING .COJINETE | 1 | 1 | 1 | |
| 33 | 6H3-11515-00 | .SEAL, LABYRINTH 1 .SELLO LABERINTO 1 | 2 | 2 | 2 | |
| 34 | 90254-03002 | .PIN, SPRING .PASADOR DE TIPO A RESORTE | 2 | 2 | 2 | |
| 35 | 93210-46M16 | O-RING ANILLO O | 1 | 1 | 1 | |
| 36 | 6K5-11631-03-95 | PISTON (STD) PISTON (NORMA) | 3 | 3 | 3 | |
| | 6K5-11635-03 | PISTON (0.25MM O/S) PISTON (0.25MM O/S) | 3 | 3 | 3 | AP AP |
| | 6K5-11636-03 | PISTON (0.50MM O/S) PISTON (0.50MM O/S) | 3 | 3 | 3 | AP AP |
| 37 | 6K5-11601-02 | PISTON RING SET (STD) JUEGO DE AROS (NORMA) | 3 | 3 | 3 | |
| | 6K5-11601-12 | PISTON RING SET (0.25MM O/S) JUEGO DE AROS (0.25MM O/S) | 3 | 3 | 3 | AP AP |
| | 6K5-11601-22 | PISTON RING SET (0.50MM O/S) JUEGO DE AROS (0.50MM O/S) | 3 | 3 | 3 | AP AP |
| 38 | 6H3-11633-00 | PIN, PISTON PASADOR, PISTON | 3 | 3 | 3 | |
| 39 | 688-11634-10 | CLIP, PISTON PIN PRESILLA, BULON DE PISTON | 6 | 6 | 6 | |
| 40 | 93603-18M09 | PIN, DOWEL PASADOR DE CLAVIJA | 84 | 84 | 84 | |
| 41 | 90201-20417 | WASHER, PLATE ARANDELA PLANA | 6 | 6 | 6 | |

FIG. 5 INTAKE

ADMISION

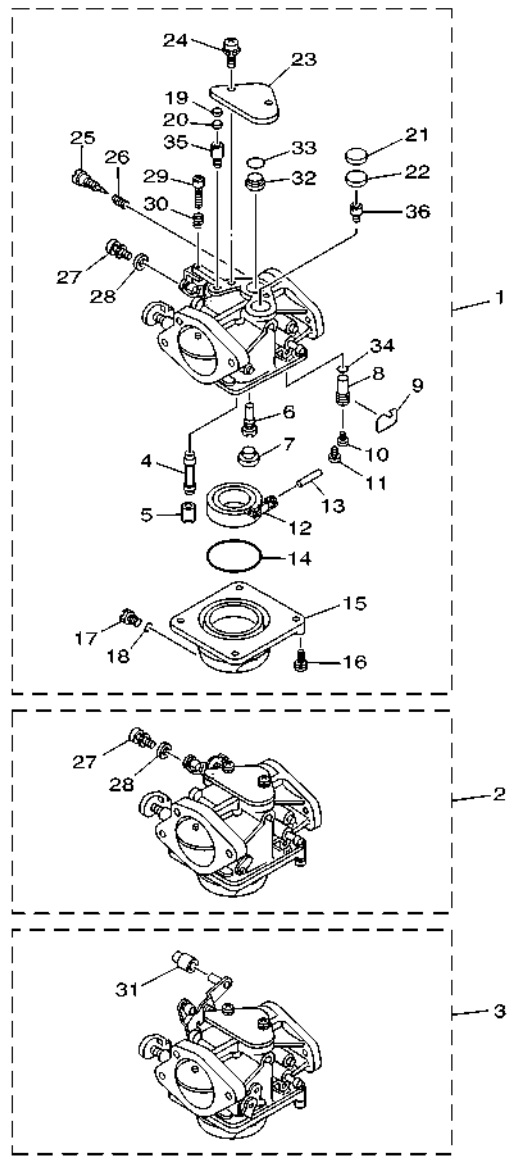
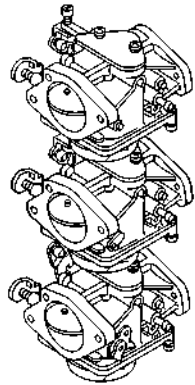


69DG700-Q050

| REF. NO. | PART NO. CODIGO N° | DESCRIPTION DESCRIPCION | MHD | WHD | WD | REMARKS OBSERVACIONES |
|----------|--------------------|--|-----|-----|----|-----------------------|
| 1 | 6H2-13610-00 | REED VALVE ASSY VALVULA DE LAMINAS COMPLETA | 3 | 3 | 3 | |
| 2 | 688-W0004-00 | .REED SET .JUEGO DE VALVULAS DE LENGUETA | 1 | 1 | 1 | |
| 3 | 97980-05216 | SCREW, WITH WASHER TORNILLO, CON ARANDELA | 6 | 6 | 6 | |
| 4 | 6H3-13641-04 | MANIFOLD, INTAKE 1 CONECTOR DE ADMISION 1 | 1 | 1 | 1 | |
| 5 | 6H3-13621-A1 | GASKET, VALVE SEAT JUNTA, DE VALV.DE EMPAQUE | 1 | 1 | 1 | |
| 6 | 6H3-13624-00 | PLATE, REED VALVE PLACA DE VALVULA DE LAMINAS | 1 | 1 | 1 | |
| 7 | 6H3-13622-A1 | GASKET, VALVE SEAT EMPAQUE DE ASIEN TO VALVULA | 1 | 1 | 1 | |
| 8 | 90119-06MA3 | BOLT, WITH WASHER TORNILLO CON ARANDELA | 8 | 8 | 8 | |
| 9 | 97D95-06095 | BOLT, HEXAGON DEEP RECESS TORNILLO HEXAGONAL | 6 | 6 | 6 | |
| 10 | 6H3-14198-A1 | GASKET EMPAQUE | 1 | 1 | 1 | |
| 11 | 6H3-41217-00 | ROD, ACCEL. LEVER VARILLA PALANCA ACELERADOR | 1 | 1 | 1 | |
| 12 | 6H3-41257-00 | ROD, CHOKE 2 VARILLA DE AHOGADOR | 2 | 2 | 2 | |
| 13 | 661-41262-02 | JOINT, CHOKE LEVER CONECTOR DE AHOGADOR | 4 | 4 | 4 | |
| 14 | 6H3-41271-01 | KNOB, CHOKE PERILLA AHOGADOR | 1 | 1 | 1 | |
| 15 | 689-41273-00 | GROMMET TAPON PROTECTOR | 1 | 1 | 1 | |
| 16 | 661-41262-02 | JOINT, CHOKE LEVER CONECTOR DE AHOGADOR | 1 | 1 | 1 | |
| 17 | 6H3-14413-11 | STAY SOPORTE | 1 | 1 | 1 | |
| 18 | 6H3-14440-02 | SILENCER ASSY, INTAKE SILENCIADOR COMPL DE ADMISION | 1 | 1 | 1 | |
| 19 | 6H3-14457-02 | SEAL SELLO | 3 | 3 | 3 | |
| 20 | 97885-06045 | SCREW, PAN HEAD TORNILLO A MUESCA | 4 | 4 | 4 | |
| 21 | 90209-06M05 | WASHER ARANDELA DE SEPARACION | 4 | 4 | 4 | |
| 22 | 6EE-81994-40 | LABEL, SAFETY ETIQUETA DE SEGURIDAD | 1 | 1 | 1 | |

FIG. 6 CARBURETOR

CARBURADOR

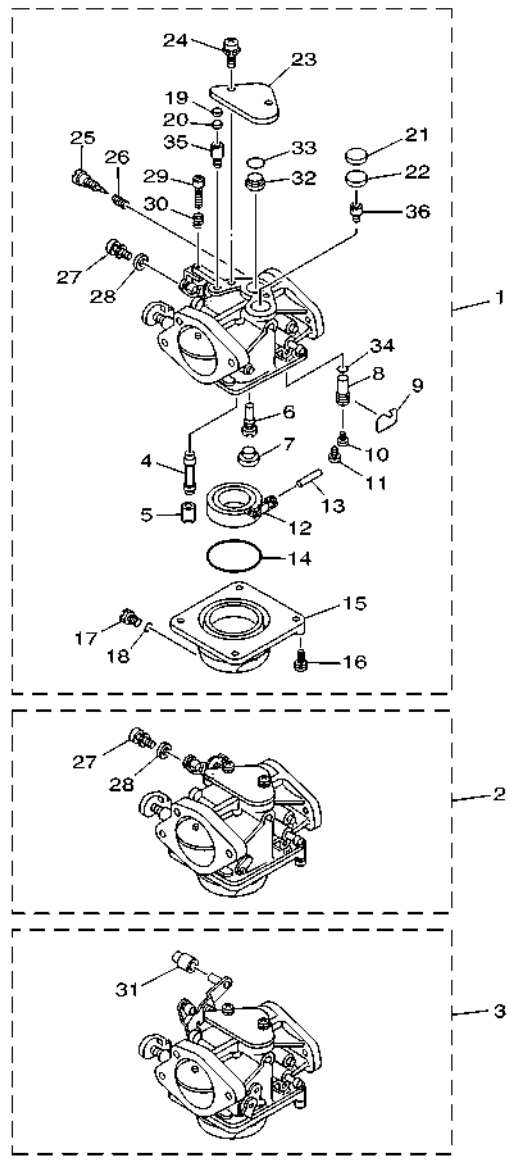
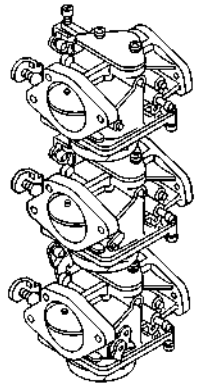


| REF. NO. | PART NO. CODIGO N° | DESCRIPTION DESCRIPCION | MHD | WHD | WD | REMARKS OBSERVACIONES |
|----------|--------------------|--|-----|-----|----|-----------------------|
| 1 | 6K5-14301-12 | CARBURETOR ASSY 1 CARBURADOR COMPLETO 1 | 1 | 1 | 1 | |
| 2 | 6K5-14302-12 | CARBURETOR ASSY 2 CARBURADOR COMPLETO 2 | 1 | 1 | 1 | |
| 3 | 6K5-14303-12 | CARBURETOR ASSY 3 CARBURADOR COMPLETO 3 | 1 | 1 | 1 | |
| 4 | 6H2-14947-02 | .NOZZLE, MAIN .INYECTOR DE AGUJA | 3 | 3 | 3 | |
| 5 | 676-14943-34 | .JET, MAIN (#135) .INYECTOR PRINCIPAL (#135) | 3 | 3 | 3 | |
| 6 | 6H4-14948-15 | .JET, SLOW (#70) .INYECTOR (#70) | 3 | 3 | 3 | |
| 7 | 679-14966-00 | .RUBBER CAP .TAPA | 3 | 3 | 3 | |
| 8 | 6H3-14590-02 | .NEEDLE VALVE ASSY .VALVULA DE AGUJA COMPLETA | 3 | 3 | 3 | |
| 9 | 633-14159-00 | .CLIP .PRESILLA | 3 | 3 | 3 | |
| 10 | 676-14186-00 | .PIN, FLOAT .PASADOR DE LA BOYA | 3 | 3 | 3 | |
| 11 | 98580-04008 | .SCREW, PAN HEAD .TORNILLO DE CABEZA CRUZADA | 3 | 3 | 3 | |
| 12 | 6G1-14985-00 | .FLOAT .BOIA | 3 | 3 | 3 | |
| 13 | 688-14548-00 | .PIN, FLOAT ARM .PASADOR DE BRAZO DE BOIA | 3 | 3 | 3 | |
| 14 | 6G1-14984-00 | .O-RING .EMPAQUE CAMARA DE BOIA | 3 | 3 | 3 | |
| 15 | 6H2-14980-00 | .BODY, FLOAT CHAMBER .CUERPO CAMARA DE BOIA | 3 | 3 | 3 | |
| 16 | 97980-04114 | .SCREW, WITH WASHER .TORNILLO, CON ARANDELA | 12 | 12 | 12 | |
| 17 | 6H3-14992-01 | .SCREW, DRAIN .TORNILLO, SEGURO | 3 | 3 | 3 | |
| 18 | 93210-04230 | .O-RING .ANILLO O | 3 | 3 | 3 | |
| 19 | 663-14126-00 | .GASKET .EMPAQUE | 3 | 3 | 3 | |
| 20 | 663-14527-00 | .PLATE .PLACA | 3 | 3 | 3 | |
| 21 | 688-14126-00 | .GASKET .EMPAQUE | 3 | 3 | 3 | |
| 22 | 688-14527-00 | .PLATE .PLACA | 3 | 3 | 3 | |
| 23 | 6H2-14527-01 | .PLATE .PLACA | 3 | 3 | 3 | |
| 24 | 97980-05310 | .SCREW, WITH WASHER .TORNILLO, CON ARANDELA | 6 | 6 | 6 | |
| 25 | 692-14923-00 | .SCREW, PILOT .TORNILLO DE AJUSTE | 3 | 3 | 3 | |
| 26 | 697-14555-00 | .SPRING .RESORTE | 3 | 3 | 3 | |
| 27 | 6K5-14592-00 | .SCREW .TORNILLO | 2 | 2 | 2 | #1,2 #1,2 |

69DD700-M060

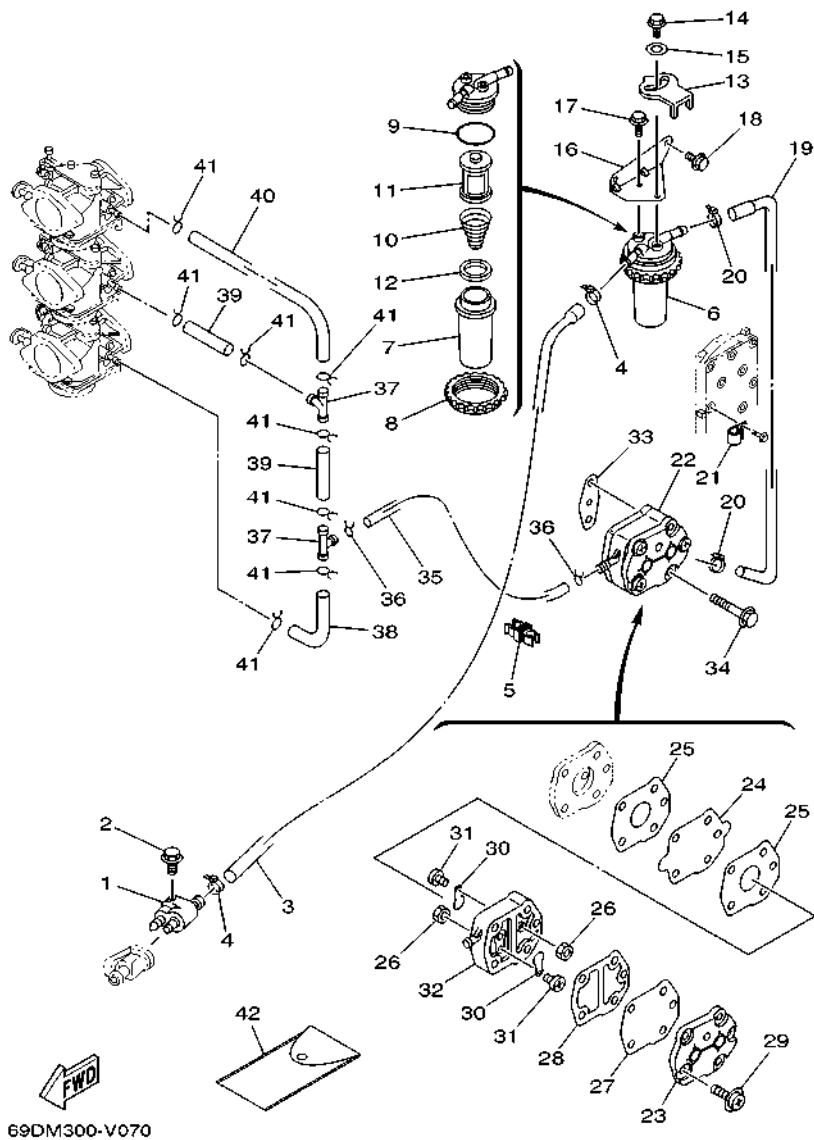
FIG. 6 CARBURETOR

CARBURADOR



| REF. NO. | PART NO. CODIGO N° | DESCRIPTION DESCRIPCION | MHD | WHD | WD | REMARKS OBSERVACIONES |
|----------|--------------------|--|-----|-----|----|-----------------------|
| 28 | 90201-05552 | .WASHER, PLATE .ARANDELA PLANA | 2 | 2 | 2 | #1,2 #1,2 |
| 29 | 63V-14523-00 | .SCREW, STOP .TORNILLO DE TOPE | 1 | 1 | 1 | #1 #1 |
| 30 | 90501-10326 | .SPRING, COMPRESSION .RESORTE DE COMPRESION | 1 | 1 | 1 | #1 #1 |
| 31 | 6H2-14578-00 | .COLLAR .COLLAR | 1 | 1 | 1 | #3 #3 |
| 32 | 6H3-14578-00 | .PLATE .COLLAR | 3 | 3 | 3 | |
| 33 | 93210-15M52 | .O-RING .ANILLO O | 3 | 3 | 3 | |
| 34 | 93210-04228 | .O-RING .ANILLO O | 3 | 3 | 3 | |
| 35 | 6K5-14945-36 | .JET, AIR MAIN (#145) .INYECTOR (#145) | 3 | 3 | 3 | |
| 36 | 6K5-14950-21 | .JET, AIR SLOW (#85) .ESPREA DE AIRE PILOTO (#85) | 3 | 3 | 3 | |


69DD700-M060

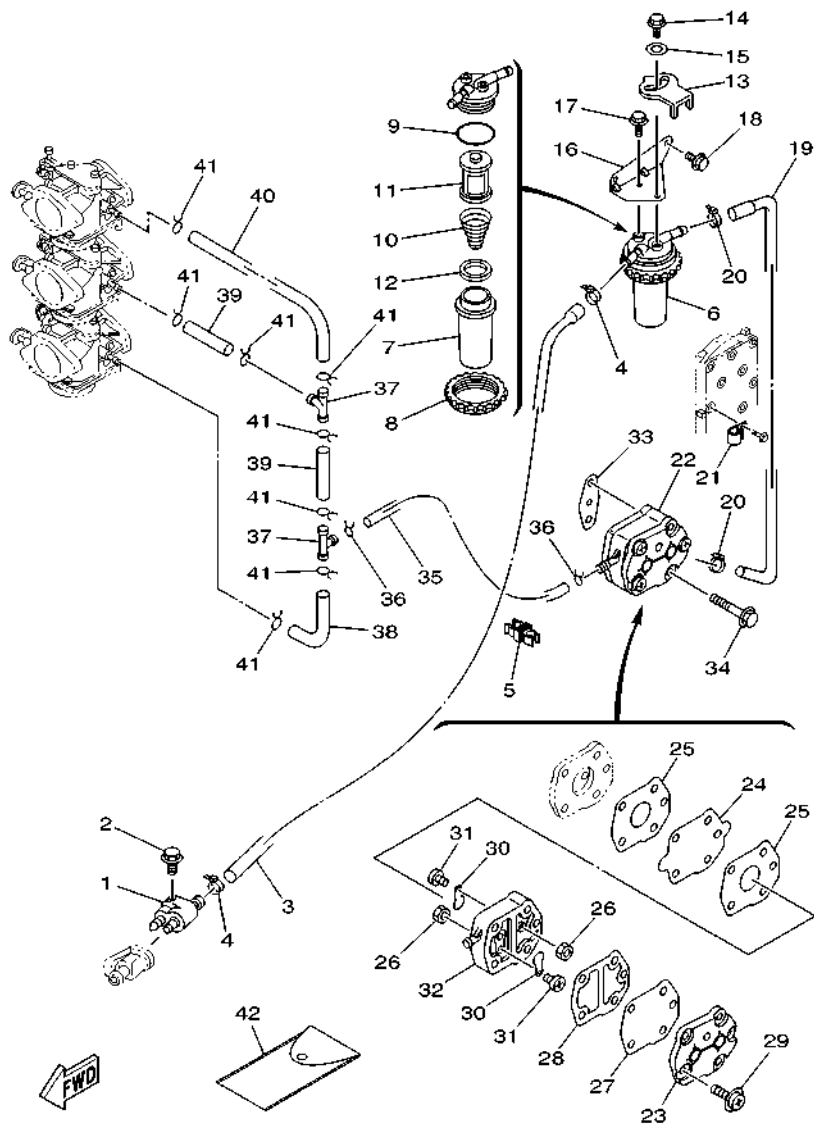


69DM300-V070

FIG. 7 FUEL

COMBUSTIBLE

| REF. NO. | PART NO. CODIGO N° | DESCRIPTION DESCRIPCION | MHD | WHD | WD | REMARKS OBSERVACIONES |
|----------|--------------------|---|-----|-----|----|-----------------------|
| 1 | 6G1-24304-10 | FUEL PIPE JOINT COMP. 1 CONECTOR MANGUERA COMBUST.1 | 1 | 1 | 1 | |
| 2 | 97E95-06525 | BOLT, HEXAGON W/W DEEP RECESS TORNILLO HEXAGONAL CON RONDONA | 1 | 1 | 1 | |
| 3 | 69D-24311-00 | PIPE, FUEL 1 TUBO DE COMBUSTIBLE 1 | 1 | 1 | 1 | |
| 4 | 90465-11M10 | CLAMP BRIDA | 2 | 2 | 2 | |
| 5 | 90464-10M59 | CLAMP BRIDA | 1 | 1 | 1 | |
| 6 | 61A-24560-05 | FILTER ASSY FILTRO COMPLETO | 1 | 1 | 1 | |
| 7 | 61A-24521-00 | .CUP, FILTER .COPA DE FILTRO | 1 | 1 | 1 | |
| 8 | 65L-24531-01 | .NUT .TUERCA | 1 | 1 | 1 | |
| 9 | 61A-24564-01 | .O-RING .ANILLO O | 1 | 1 | 1 | |
| 10 | 61A-24577-01 | .SPRING .RESORTE | 1 | 1 | 1 | |
| 11 | 61A-24563-02 | .ELEMENT, FILTER .ELEMENTO DEL FILTRO | 1 | 1 | 1 | |
| 12 | 61A-24469-00 | .FLOAT, WATER LEVEL .BOIA | 1 | 1 | 1 | |
| 13 | 60H-24558-00 | HOLDER, FILTER SOPORTE DE FILTRO | 1 | 1 | 1 | |
| 14 | 97E95-06416 | BOLT, HEXAGON W/W DEEP RECESS TORNILLO HEXAGONAL CON RONDONA | 1 | 1 | 1 | |
| 15 | 90201-06068 | WASHER, PLATE ARANDELA PLANA | 1 | 1 | 1 | |
| 16 | 69D-24566-01 | BRACKET, FILTER SOPORTE DEL FILTRO | 1 | 1 | 1 | |
| 17 | 97E95-06514 | BOLT, HEXAGON W/W DEEP RECESS TORNILLO HEXAGONAL CON RONDONA | 1 | 1 | 1 | |
| 18 | 97E95-06516 | BOLT, HEXAGON W/W DEEP RECESS TORNILLO HEXAGONAL CON RONDONA | 2 | 2 | 2 | |
| 19 | 69D-24312-00 | PIPE 2 TUBO 2 | 1 | 1 | 1 | |
| 20 | 90465-11M10 | CLAMP BRIDA | 2 | 2 | 2 | |
| 21 | 90465-08M83 | CLAMP BRIDA | 1 | 1 | 1 | |
| 22 | 692-24410-01 | FUEL PUMP ASSY BOMBA DE COMBUSTIBLE COMPLETA | 1 | 1 | 1 | |
| 23 | 6A0-24413-00 | .BODY 2 .CUERPO 2 | 1 | 1 | 1 | |
| 24 | 692-24411-00 | .DIAPHRAGM .DIAFRAGMA | 1 | 1 | 1 | |
| 25 | 648-24434-01 | .GASKET, BODY .EMPAQUE | 2 | 2 | 2 | |
| 26 | 95380-03600 | .NUT .TUERCA | 2 | 2 | 2 | |
| 27 | 663-24411-00 | .DIAPHRAGM .DIAFRAGMA | 1 | 1 | 1 | |

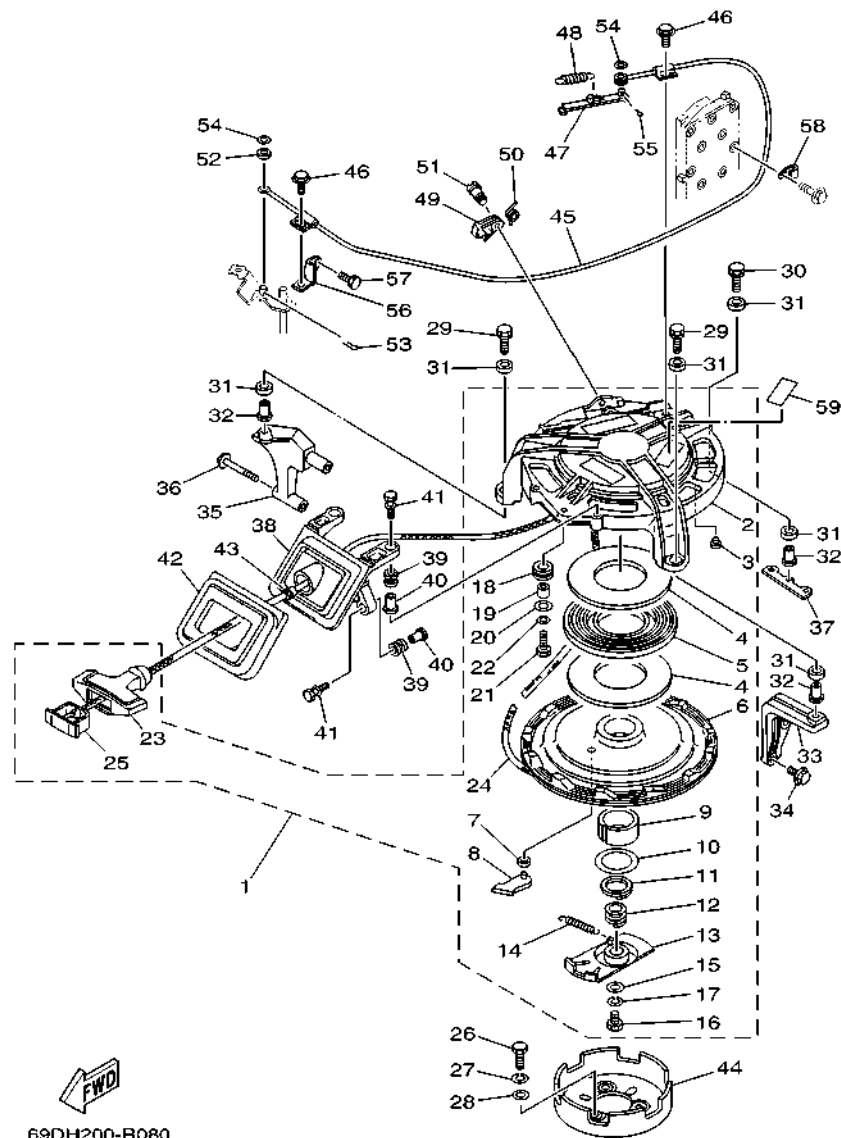


69DM300-V070

FIG. 7 FUEL

COMBUSTIBLE

| REF. NO. | PART NO. CODIGO N° | DESCRIPTION DESCRIPCION | MHD | WHD | WD | REMARKS OBSERVACIONES |
|----------|--------------------|---|-----|-----|----|-----------------------|
| 28 | 648-24435-03 | .GASKET, BODY 2 .EMPAQUE | 1 | 1 | 1 | |
| 29 | 97980-05128 | .SCREW, WITH WASHER .TORNILLO, CON ARANDELA | 3 | 3 | 3 | |
| 30 | 6A0-24421-01 | .VALVE, CHECK .VALVULA DE RETENCION | 2 | 2 | 2 | |
| 31 | 6A0-14325-00 | .SCREW, PAN HEAD .TORNILLO CABEZA REDONDA | 2 | 2 | 2 | |
| 32 | 6A0-24412-02 | .BODY 1 .CUERPO 1 | 1 | 1 | 1 | |
| 33 | 650-24431-A0 | GASKET, FUEL PUMP 1 EMPAQUE BOMBA COMBUST 1 | 1 | 1 | 1 | |
| 34 | 97E95-06540 | BOLT, HEXAGON W/W DEEP RECESS TORNILLO HEXAGONAL CON RONDONA | 2 | 2 | 2 | |
| 35 | 90445-09072 | HOSE (L120) TUBO (L120) | 1 | 1 | 1 | |
| 36 | 90467-08004 | CLIP PRESILLA | 2 | 2 | 2 | |
| 37 | 688-24378-00 | PIPE, JOINT 3 TUBO DE UNION 3 | 2 | 2 | 2 | |
| 38 | 6H3-24313-00 | PIPE 3 TUBO 3 | 1 | 1 | 1 | |
| 39 | 90445-09220 | HOSE (L30) TUBO (L30) | 2 | 2 | 2 | |
| 40 | 6H3-24314-00 | PIPE 4 TUBO 4 | 1 | 1 | 1 | |
| 41 | 90467-08004 | CLIP PRESILLA | 8 | 8 | 8 | |
| 42 | 656-W2810-03 | TOOL KIT JUEGO DE HERRAMIENTAS | 1 | 1 | 1 | |



69DH200-R080

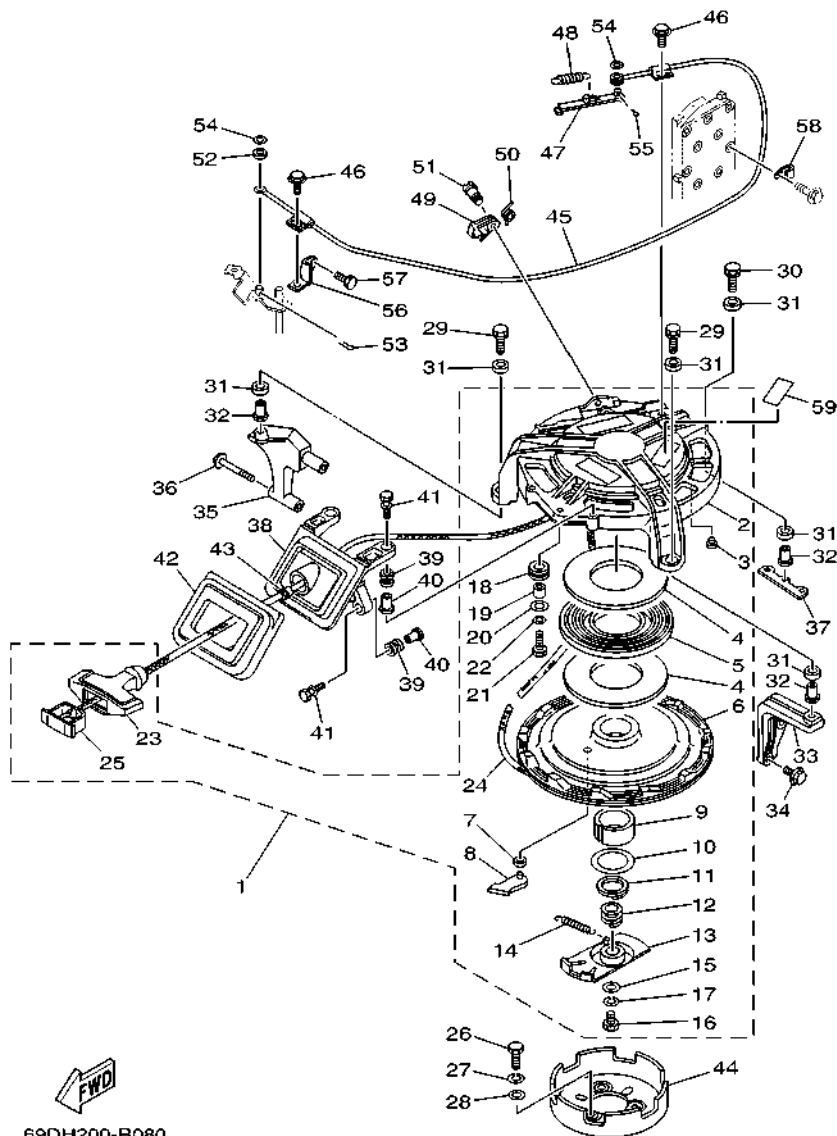
*1: CUT FROM 50M ROLLS, PART NO. 90890-44374, CUTTING LENGTH 2.2M

*1: CORTE DE UN RODILLO DE 50M , PARTS NUMERO 90890-44374.
LARGO DEL CORTE 2.2M

FIG. 8 STARTER

ARRANQUE

| REF. NO. | PART NO. CODIGO N° | DESCRIPTION DESCRIPCION | MHD | WHD | WD | REMARKS OBSERVACIONES |
|----------|--------------------|---|-----|-----|----|-----------------------|
| 1 | 692-W1571-04 | STARTER ASSY ARRANQUE COMPLETO | 1 | 1 | 1 | |
| 2 | 692-15711-01 | .CASE, STARTER .CAJA DE ARRANQUE | 1 | 1 | 1 | |
| 3 | 648-15773-00 | .STAY 3 .SOPORTE 3 | 5 | 5 | 5 | |
| 4 | 663-15739-00 | .WASHER, THRUST .ARANDELA DE EMPUJE AXIAL | 2 | 2 | 2 | |
| 5 | 663-15713-00 | .SPRING, STARTER .RESORTE DE ARRANQUE | 1 | 1 | 1 | |
| 6 | 663-15714-02 | .DRUM, SHEAVE .TAMBOR ROLDANA | 1 | 1 | 1 | |
| 7 | 663-15764-00 | .COLLAR 1 .COLLAR 1 | 1 | 1 | 1 | |
| 8 | 663-15741-02 | .PAWL, DRIVE .TRINQUETE DE TRACCION | 1 | 1 | 1 | |
| 9 | 663-15754-00 | .BUSH 2 .BUJE 2 | 1 | 1 | 1 | |
| 10 | 663-15726-01 | .WASHER, FLAT .ARANDELA PLANA | 1 | 1 | 1 | |
| 11 | 663-15744-00 | .CIRCLIP .SEGURO | 1 | 1 | 1 | |
| 12 | 663-15715-00 | .SPRING, FRICTION .RESORTE PLACA DE TRACCION | 1 | 1 | 1 | |
| 13 | 696-15716-00 | .PLATE, DRIVE .PLACA DE TRACCION | 1 | 1 | 1 | |
| 14 | 696-15734-00 | .SPRING, RETURN .RESORTE DE RETORNO | 1 | 1 | 1 | |
| 15 | 663-15719-00 | .WASHER, THRUST .ARANDELA DE EMPUJE | 1 | 1 | 1 | |
| 16 | 97095-06016 | .BOLT .PERNO | 1 | 1 | 1 | |
| 17 | 92995-06100 | .WASHER, SPRING .ARANDELA | 1 | 1 | 1 | |
| 18 | 663-15752-00 | .ROLLER, WIRE .RODILLO DE CUERDA | 1 | 1 | 1 | |
| 19 | 6F5-15753-00 | .BUSH .BUJE | 1 | 1 | 1 | |
| 20 | 6F5-15791-00 | .WASHER, LOCK .EMBLEMA | 1 | 1 | 1 | |
| 21 | 97017-06025 | .BOLT .PERNO | 1 | 1 | 1 | |
| 22 | 92995-06100 | .WASHER, SPRING .ARANDELA | 1 | 1 | 1 | |
| 23 | 689-15755-02 | .HANDLE, STARTER .MANIJA DE ARRANQUE | 1 | 1 | 1 | |
| 24 | * | .WIRE (L:2200MM) .CABLE (L:2200MM) | 1 | 1 | 1 | *1 *1 |
| 25 | 6F5-15779-02 | .COVER .CUBIERTA | 1 | 1 | 1 | |
| 26 | 97013-08012 | BOLT PERNO | 3 | 3 | 3 | |
| 27 | 92903-08100 | WASHER, SPRING RONDANA SENCILLA | 3 | 3 | 3 | |



69DH200-R080

*1: CUT FROM 50M ROLLS, PART NO. 90890-44374, CUTTING LENGTH 2.2M

*1: CORTE DE UN RODILLO DE 50M , PARTS NUMERO 90890-44374. LARGO DEL CORTE 2.2M

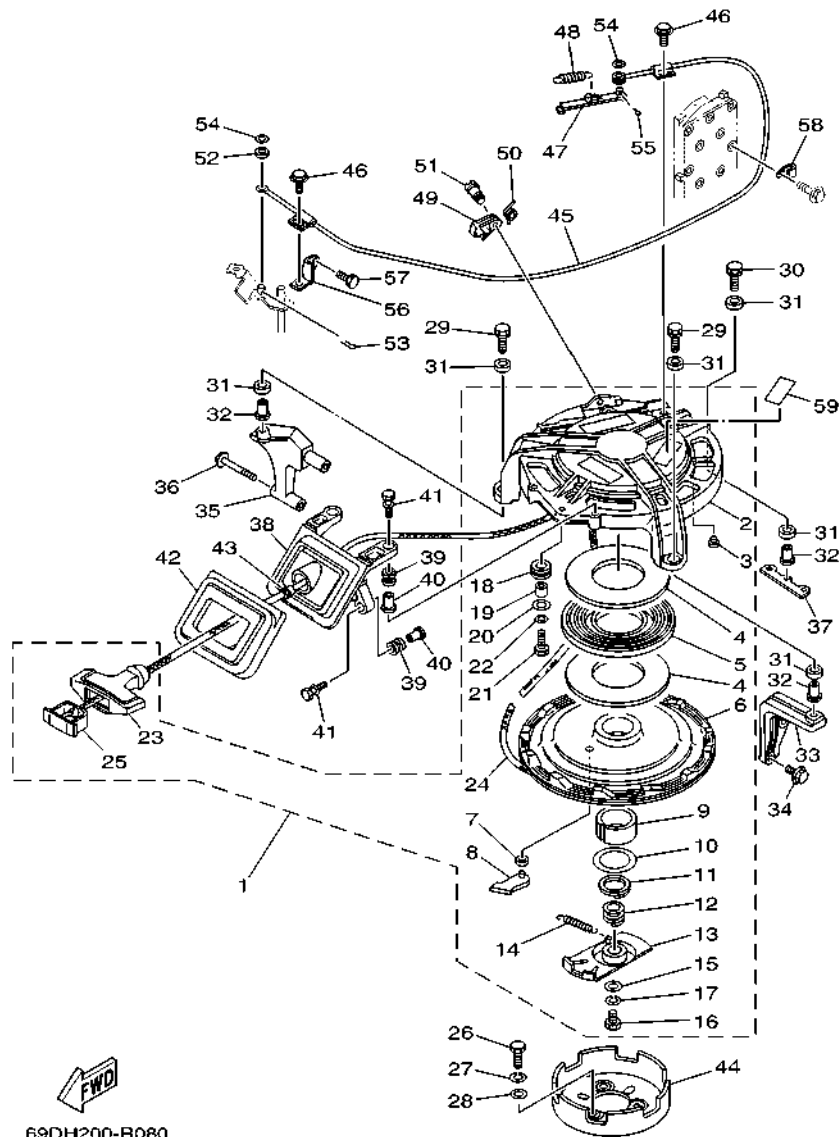
FIG. 8 STARTER

ARRANQUE

| REF. NO. | PART NO. CODIGO N° | DESCRIPTION DESCRIPCION | MHD | WHD | WD | REMARKS OBSERVACIONES |
|----------|--------------------|---|-----|-----|----|-----------------------|
| 28 | 92903-08600 | WASHER, PLATE RONDANA SENCILLA | 3 | 3 | 3 | |
| 29 | 90119-08087 | BOLT, WITH WASHER TORNILLO CON ARANDELA | 2 | 2 | 2 | |
| 30 | 90119-08180 | BOLT, WITH WASHER TORNILLO CON ARANDELA | 1 | 1 | 1 | |
| 31 | 90385-12M04 | BUSH BUJE | 6 | 6 | 6 | |
| 32 | 90387-08M05 | COLLAR ESPACIADOR | 3 | 3 | 3 | |
| 33 | 6K5-15771-00-94 | STAY 1 SOPORTE 1 | 1 | 1 | 1 | |
| 34 | 97513-06525 | BOLT, WITH WASHER PERNO CON ARANDELA | 2 | 2 | 2 | |
| 35 | 6K5-15772-00-94 | STAY 2 SOPORTE 2 | 1 | 1 | 1 | |
| 36 | 97513-06555 | BOLT, WITH WASHER PERNO CON ARANDELA | 2 | 2 | 2 | |
| 37 | 6K5-15773-01 | STAY 3 SOPORTE 3 | 1 | 1 | 1 | |
| 38 | 6K5-15758-01-94 | GUIDE, WIRE GUIA DE CABLE | 1 | 1 | 1 | |
| 39 | 6A0-82317-01 | DAMPER, IGNITION COIL AMORTIGUADOR BOBINA ENCENDIDO | 4 | 4 | 4 | |
| 40 | 90387-06119 | COLLAR ESPACIADOR | 4 | 4 | 4 | |
| 41 | 90119-06290 | BOLT, WITH WASHER TORNILLO CON ARANDELA | 4 | 4 | 4 | |
| 42 | 6K5-15762-00 | SEAL, RUBBER 2 SELLO DE GOMA 2 | 1 | 1 | 1 | |
| 43 | 697-15789-01 | DAMPER AMORTIGUADOR | 1 | 1 | 1 | |
| 44 | 6K5-15723-00 | PULLEY, STARTER POLEA DE ARRANQUE | 1 | 1 | 1 | |
| 45 | 6K5-15770-01 | CABLE COMP., STARTER STOP CABLECOMPL DE SEGURO ARRANQUE | 1 | 1 | 1 | |
| 46 | 97E95-06512 | BOLT, HEXAGON W/W DEEP RECESS TORNILLO HEXAGONAL CON RONDONA | 2 | 2 | 2 | |
| 47 | 663-15735-01 | GUIDE, CAM GUIA DE LEVA | 1 | 1 | 1 | |
| 48 | 90506-08M23 | SPRING, TENSION RESORTE DE TENSION | 1 | 1 | 1 | |
| 49 | 663-15794-00 | STOPPER TOPE | 1 | 1 | 1 | |
| 50 | 90508-12015 | SPRING, TORSION RESORTE DE TORSION | 1 | 1 | 1 | |
| 51 | 90149-05095 | SCREW TORNILLO DE REGLAJE | 1 | 1 | 1 | |
| 52 | 663-15736-01 | RING, RETAINING 1 ANILLO DE RETEN | 1 | 1 | 1 | |
| 53 | 90468-18008 | CLIP PRESILLA | 1 | 1 | 1 | |
| 54 | 92903-06200 | WASHER, PLAIN RONDANA SENCILLA | 2 | 2 | 2 | |

FIG. 8 STARTER

ARRANQUE



69DH200-R080

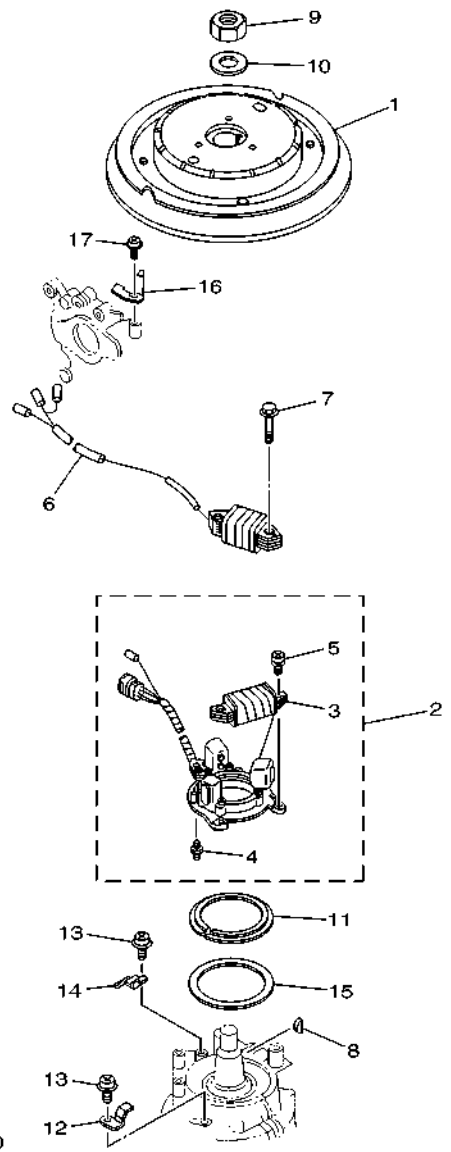
*1: CUT FROM 50M ROLLS, PART NO. 90890-44374, CUTTING LENGTH 2.2M

*1: CORTE DE UN RODILLO DE 50M , PARTS NUMERO 90890-44374. LARGO DEL CORTE 2.2M

| REF. NO. | PART NO. CODIGO N° | DESCRIPTION DESCRIPCION | MHD | WHH | WD | REMARKS OBSERVACIONES |
|----------|--------------------|--|-----|-----|----|-----------------------|
| 55 | 91490-16012 | PIN. COTTER CHAVETA | 1 | 1 | 1 | |
| 56 | 6K5-15774-00 | STAY 4 SOPORTE 4 | 1 | 1 | 1 | |
| 57 | 97013-06012 | BOLT PERNO | 1 | 1 | 1 | |
| 58 | 90465-06M90 | CLAMP BRIDA | 1 | 1 | 1 | |
| 59 | 6EE-81995-40 | LABEL, WARNING ETIQUETA DE PRECAUCION | 1 | 1 | 1 | |

FIG. 9 GENERATOR

GENERADOR

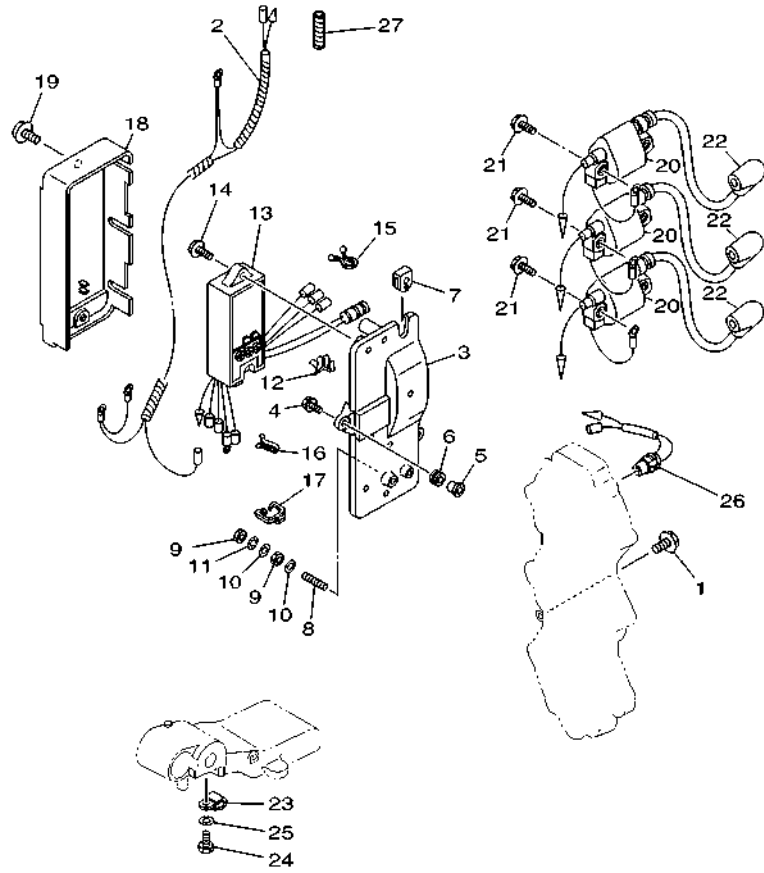


69DH300-R090

| REF. NO. | PART NO. CODIGO N° | DESCRIPTION DESCRIPCION | MHD | WHD | WD | REMARKS OBSERVACIONES |
|----------|--------------------|--|-----|-----|----|-----------------------|
| 1 | 6K5-85550-11 | ROTOR ASSY ROTOR COMPLETO | 1 | | | |
| | 6K5-85550-A1 | ROTOR ASSY ROTOR COMPLETO | | 1 | 1 | |
| 2 | 6H3-85510-A1 | STATOR ASSY ESTATOR COMPLETO | 1 | 1 | 1 | |
| 3 | 6H3-85520-00 | .COIL, CHARGE .BOBINA DE CARGA | 1 | 1 | 1 | |
| 4 | 663-85518-00 | .JOINT, BALL .CONECTOR | 1 | 1 | 1 | |
| 5 | 97902-05125 | .SCREW, WITH WASHER .TORNILLO, CON ARANDELA | 2 | 2 | 2 | |
| 6 | 6H3-85533-A0 | COIL, LIGHTING BOBINA DE LUZ | 1 | 1 | 1 | |
| 7 | 97513-06530 | BOLT, WITH WASHER PERNO CON ARANDELA | 2 | 2 | 2 | |
| 8 | 90280-05015 | KEY, WOODRUFF CUNA WOODRUFF | 1 | 1 | 1 | |
| 9 | 90170-20137 | NUT TUERCA | 1 | 1 | 1 | |
| 10 | 90201-21M18 | WASHER, PLATE ARANDELA PLANA | 1 | 1 | 1 | |
| 11 | 6H4-41611-00 | RETAINER, MAGNETO BASE RETENEDOR BASE MAGNETO | 1 | 1 | 1 | |
| 12 | 6H3-41612-00 | RETAINER, MAGNETO BASE RETENEDOR BASE MAGNETO | 2 | 2 | 2 | |
| 13 | 97985-06212 | SCREW, WITH WASHER TORNILLO, CON ARANDELA | 3 | 3 | 3 | |
| 14 | 6H3-41612-10 | RETAINER, MAGNETO BASE RETENEDOR BASE MAGNETO | 1 | 1 | 1 | |
| 15 | 6K5-41618-01 | WASHER, MAGNETO RONDANA, MAGNETO | 1 | 1 | 1 | |
| 16 | 6K5-81332-60 | PLATE, TIMING PLACA REGULADOR DE TIEMPO | 1 | | | |
| | 6K5-81332-00 | PLATE, TIMING PLACA REGULADOR DE TIEMPO | | 1 | 1 | |
| 17 | 97985-06210 | SCREW, WITH WASHER TORNILLO, CON ARANDELA | 1 | 1 | 1 | |

FIG. 10 ELECTRICAL 1

EQUIPO ELECTRICO 1



69DL200-U100

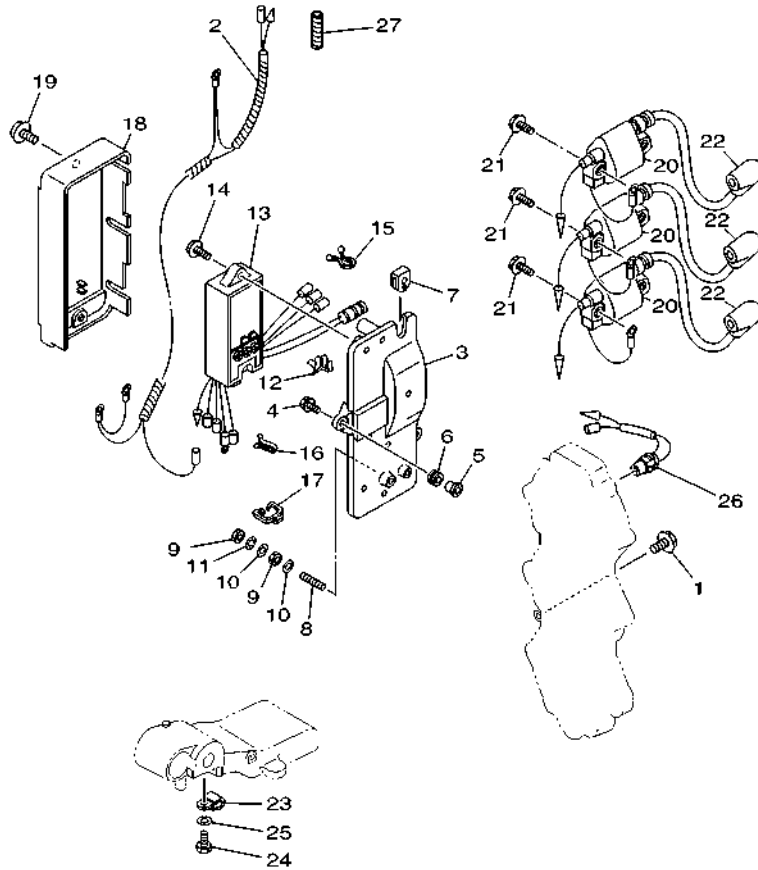
-1: EXCEPT FOR OMN,CHN,KOR,TWN,BRN,OTH

| REF. NO. | PART NO. CODIGO N° | DESCRIPTION DESCRIPCION | MHD | WHD | WD | REMARKS OBSERVACIONES |
|----------|--------------------|---|-----|-----|----|-----------------------|
| 1 | 97513-06512 | BOLT, WITH WASHER PERNO CON ARANDELA | 1 | 1 | | |
| 2 | 69D-82531-00 | WIRE, LEAD CABLE CONDUCTOR | 1 | | | |
| 3 | 6H3-85542-00 | BRACKET SOPORTE | 1 | 1 | 1 | |
| 4 | 90105-06M14 | BOLT FLANGE TORNILLO | 3 | 3 | 3 | |
| 5 | 90387-06M43 | COLLAR ESPACIADOR | 3 | 3 | 3 | |
| 6 | 90480-13M24 | GROMMET TAPON | 3 | 3 | 3 | |
| 7 | 6H3-81922-01 | GROMMET TAPON PROTECTOR | 1 | 1 | 1 | |
| 8 | 90116-06M07 | BOLT, STUD ESPARRAGO | 1 | 1 | 1 | |
| 9 | 95380-06700 | NUT TUERCA | 2 | 2 | 2 | |
| 10 | 92990-06200 | WASHER, PLAIN ARANDELA PLANA | 2 | 2 | 2 | |
| 11 | 92990-06100 | WASHER, SPRING ARANDELA PLANA | 1 | 1 | 1 | |
| 12 | 90464-04M12 | CLAMP BRIDA | 1 | 1 | 1 | |
| 13 | 6H3-85540-13 | C.D.I. UNIT ASSY UNIDAD C.D.I. COMPLETA | 1 | 1 | 1 | |
| 14 | 97980-06225 | SCREW, WITH WASHER TORNILLO, CON ARANDELA | 2 | 2 | 2 | |
| 15 | 90464-08M07 | CLAMP BRIDA | 1 | 1 | 1 | |
| 16 | 90464-12M17 | CLAMP BRIDA | 1 | 1 | 1 | |
| 17 | 90464-07M10 | CLAMP BRIDA | 1 | 1 | 1 | |
| 18 | 6H3-81916-00 | COVER, TERMINAL CUBIERTA DE TERMINAL | 1 | 1 | 1 | |
| 19 | 97985-06212 | SCREW, WITH WASHER TORNILLO, CON ARANDELA | 2 | 2 | 2 | |
| 20 | 6H3-85570-10 | IGNITION COIL ASSY BOBINA DE IGNICION COMPLETO | 3 | 3 | 3 | |
| 21 | 97513-06525 | BOLT, WITH WASHER PERNO CON ARANDELA | 6 | 6 | 6 | |
| 22 | 663-82370-01 | PLUG CAP ASSY TAPON DE BUJIA COMPLT | 3 | 3 | 3 | |
| | 6G1-82370-21 | PLUG CAP ASSY TAPON DE BUJIA COMPLT | 3 | | | FOR CAR |
| | 63M-82370-01 | PLUG CAP ASSY TAPON DE BUJIA COMPLT | | 3 | | FOR CAR |
| 23 | 90465-06M90 | CLAMP BRIDA | 1 | | | *1 |
| 24 | 97013-06012 | BOLT PERNO | 1 | | | *1 |
| 25 | 92903-06100 | WASHER, SPRING RONDANA SENCILLA | 1 | | | |

FIG. 10 ELECTRICAL 1

EQUIPO ELECTRICO 1

| REF. NO. | PART NO. CODIGO N° | DESCRIPTION DESCRIPCION | MHD | WHD | WD | REMARKS OBSERVACIONES |
|----------|--------------------|---------------------------------------|-----|-----|----|-----------------------|
| 26 | 688-82560-10 | THERMO SWITCH ASSY INTER. DE TERMO | 1 | 1 | 1 | |
| 27 | 90446-10M02 | HOSE TUBO RESEIRADERO | 1 | 1 | 1 | |



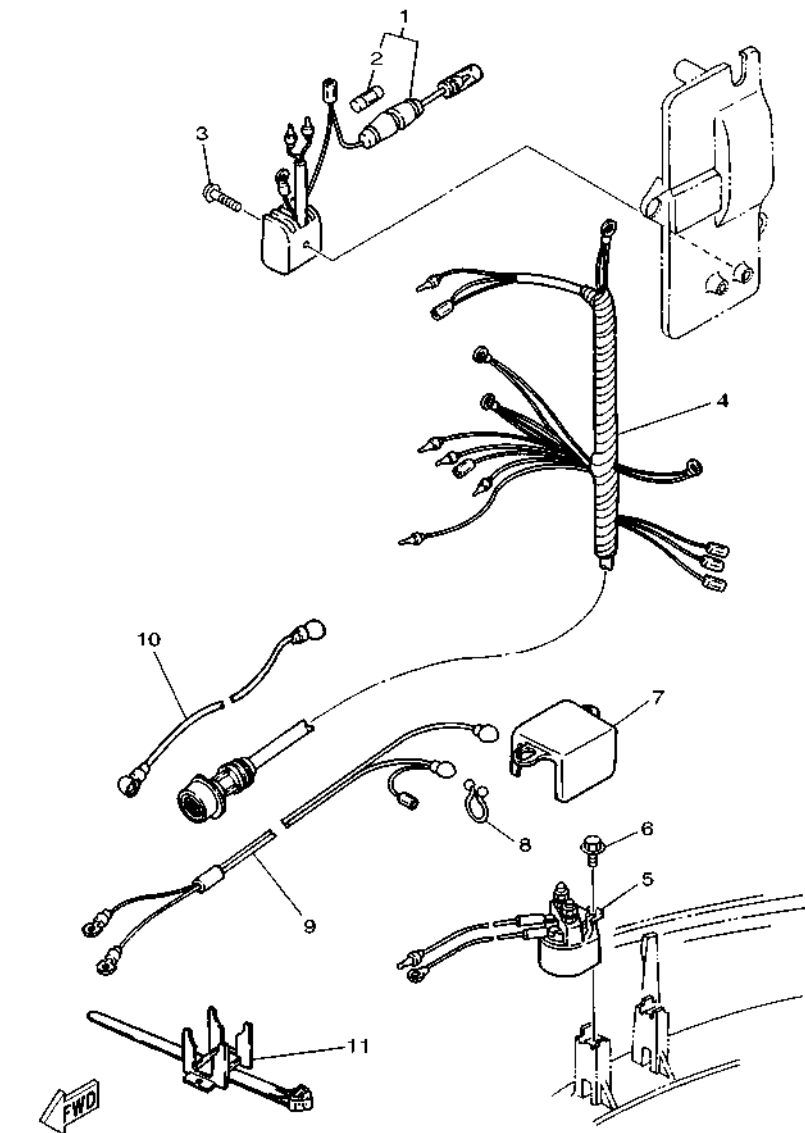
69DL200-U100

-1: EXCEPT FOR OMN,CHN,KOR,TWN,BRN,OTH

| | | | | | | |
|--|--|--|--|--|--|--|
| | | | | | | |
| | | | | | | |
| | | | | | | |
| | | | | | | |
| | | | | | | |
| | | | | | | |
| | | | | | | |
| | | | | | | |
| | | | | | | |
| | | | | | | |
| | | | | | | |

FIG. 11 ELECTRICAL 2

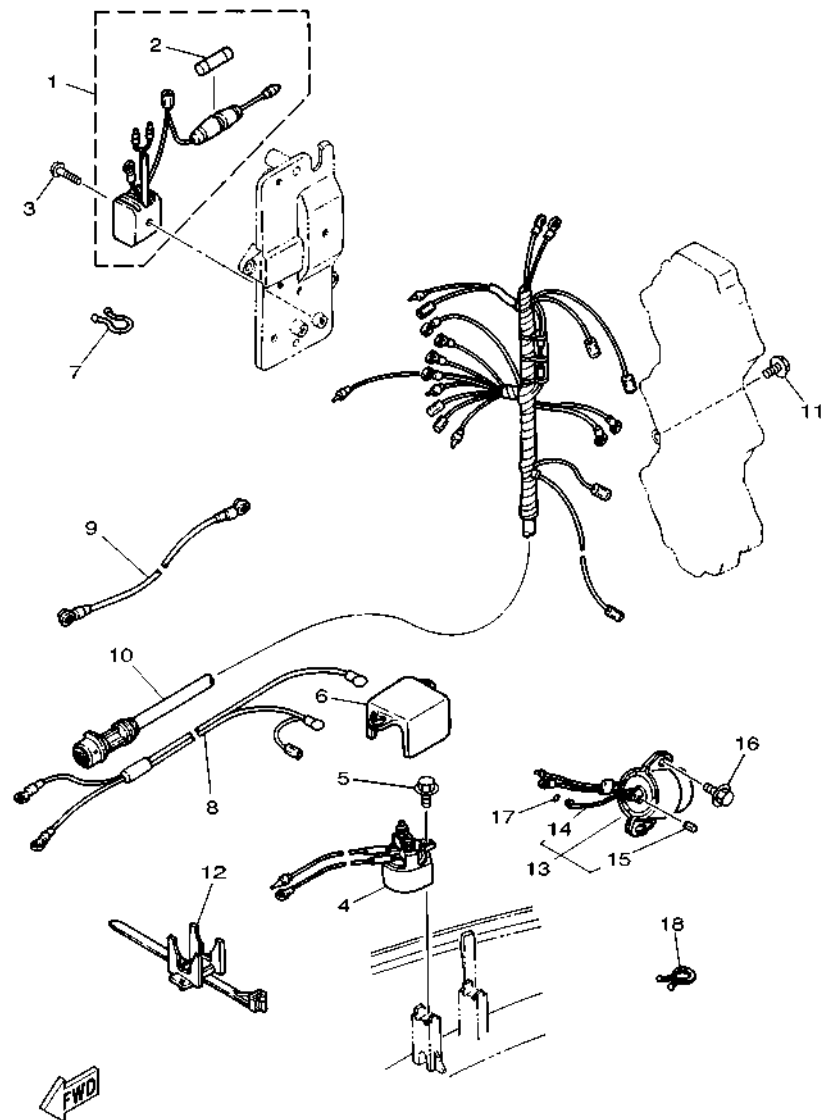
EQUIPO ELECTRICO 2



69DG200-Q110

*1: EXCEPT FOR OMN,CHN,KOR,TWN,BRN,OTH

| REF. NO. | PART NO. CODIGO N° | DESCRIPTION DESCRIPCION | MHD | WHD | WD | REMARKS OBSERVACIONES |
|----------|--------------------|--|-----|-----|----|-----------------------|
| 1 | 6G1-81970-63 | RECTIFIER ASSY RECTIFICADOR COMPLETO | | 1 | | |
| 2 | 6G1-82151-01 | .FUSE (10A) .FUSIBLE (10A) | | 1 | | |
| 3 | 97980-05225 | SCREW, WITH WASHER TORNILLO, CON ARANDELA | | 1 | | |
| 4 | 69D-82590-11 | WIRE HARNESS ASSY CONJUNTO DE CABLES | | 1 | | |
| | 69D-82590-21 | WIRE HARNESS ASSY CONJUNTO DE CABLES | | 1 | | *1 *1 |
| 5 | 688-81950-10 | RELAY ASSY RELE COMPLETO | | 1 | | |
| 6 | 97513-06516 | BOLT, WITH WASHER PERNO CON ARANDELA | | 1 | | |
| 7 | 6H3-82164-01 | CASE 2 BUJE | | 1 | | |
| 8 | 90464-15M11 | CLAMP BRIDA | | 1 | | |
| 9 | 6H3-82105-03 | BATTERY CABLE CABLE DE BATERIA | | 1 | | |
| 10 | 6H3-82117-01 | WIRE, LEAD CABLE CONDUCTOR | | 1 | | |
| 11 | 688-82594-00 | CLAMP GRAMPA | | 1 | | |



69DH200-R120

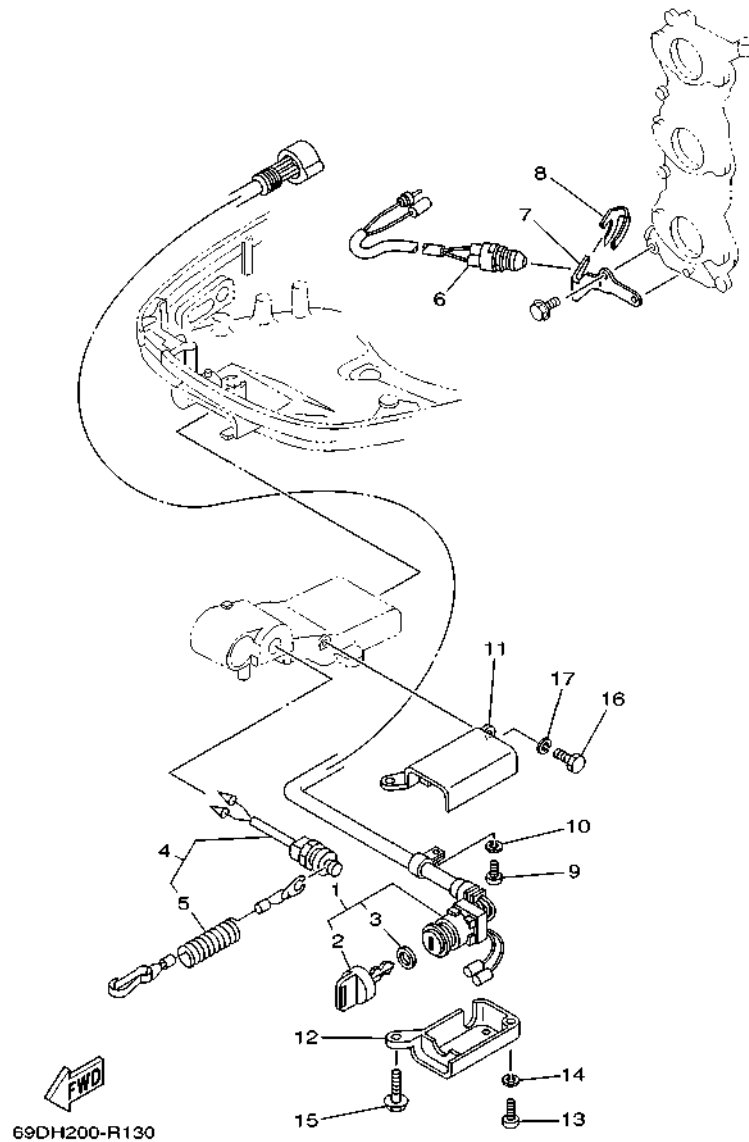
FIG. 12 ELECTRICAL 3

EQUIPO ELECTRICO 3

| REF. NO. | PART NO. CODIGO N° | DESCRIPTION DESCRIPCION | MHD | WHD | WD | REMARKS OBSERVACIONES |
|----------|--------------------|--|-----|-----|----|-----------------------|
| 1 | 6G1-81970-63 | RECTIFIER ASSY RECTIFICADOR COMPLETO | | | 1 | |
| 2 | 6G1-82151-01 | .FUSE (10A) .FUSIBLE (10A) | | | 1 | |
| 3 | 97980-05225 | SCREW, WITH WASHER TORNILLO, CON ARANDELA | | | 1 | |
| 4 | 688-81950-10 | RELAY ASSY RELE COMPLETO | | | 1 | |
| 5 | 97513-06516 | BOLT, WITH WASHER PERNO CON ARANDELA | | | 1 | |
| 6 | 6H3-82164-01 | CASE 2 BUJE | | | 1 | |
| 7 | 90464-15M11 | CLAMP BRIDA | | | 1 | |
| 8 | 6H3-82105-03 | BATTERY CABLE CABLE DE BATERIA | | | 1 | |
| 9 | 6H3-82117-01 | WIRE, LEAD CABLE CONDUCTOR | | | 1 | |
| 10 | 6H3-82590-02 | WIRE HARNESS ASSY CONJUNTO DE CABLES | | | 1 | |
| 11 | 97513-06512 | BOLT, WITH WASHER PERNO CON ARANDELA | | | 1 | |
| 12 | 688-82594-00 | CLAMP GRAMPA | | | 1 | |
| 13 | 6H3-86110-02 | SOLENOID SOLENOIDE | | | 1 | |
| 14 | 6H3-86116-00 | .WIRE, PULL .ALAMBRE-JALADOR | | | 1 | |
| 15 | 91690-30010 | .PIN, SPRING .PASADOR DE RESORTE | | | 1 | |
| 16 | 97513-06516 | BOLT, WITH WASHER PERNO CON ARANDELA | | | 2 | |
| 17 | 93210-03261 | O-RING ANILLO O | | | 1 | |
| 18 | 90465-18147 | CLAMP BRIDA | | | 1 | |

FIG. 13 ELECTRICAL 4

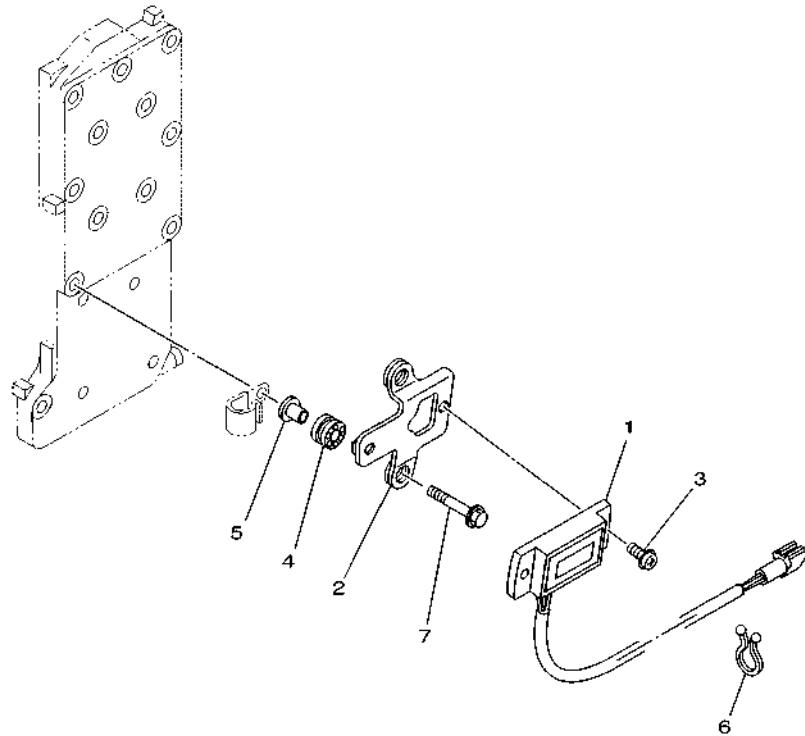
EQUIPO ELECTRICO 4



| REF. NO. | PART NO. CODIGO N° | DESCRIPTION DESCRIPCION | MHD | WHD | WD | REMARKS OBSERVACIONES |
|----------|--------------------|--|-----|-----|----|-----------------------|
| 1 | 6H3-82510-22 | MAIN SWITCH ASSY CONJUNTO DE LLAVE IGNICION | | 1 | | |
| 2 | 676-82577-01 | .CAP. KEY .TAPA | | 1 | | |
| 3 | 703-82532-00 | .CAP .TAPA | | 1 | | |
| 4 | 688-82575-12 | ENGINE STOP SWITCH ASSY INTERRUPTOR DE PARADA COMPL | | 1 | | |
| 5 | 682-82556-00 | .LANYARD, STOP SWITCH .CORDON DE INTERRUPTOR PARADA | | 1 | | |
| 6 | 6H3-82540-01 | NEUTRAL SWITCH ASSY INTERRUPTOR NEUTRAL COMPL | | 1 | | |
| 7 | 6H3-82554-00 | STAY, NEUTRAL SWITCH SOPORTE INTERRUPTOR DE NEUTRAL | | 1 | | |
| 8 | 663-82555-01 | DAMPER, MAIN SWITCH 1 AMORT.DE INTER.PPAL.1 | | 1 | | |
| 9 | 97885-06012 | SCREW, PAN HEAD TORNILLO A MUESCA | | 1 | | |
| 10 | 92995-06100 | WASHER, SPRING ARANDELA | | 1 | | |
| 11 | 697-8252E-02-8D | COVER, MAIN SWITCH 1 CUBIELA INTERRUPTOR PRINC.1 | | 1 | | |
| 12 | 697-8252F-02-8D | COVER, MAIN SWITCH 2 CUBIELA INTERRUPTOR PRINC.2 | | 1 | | |
| 13 | 97880-06025 | SCREW, PAN HEAD TORNILLO DE CABEZA CON PLANA | | 1 | | |
| 14 | 92990-06100 | WASHER, SPRING ARANDELA PLANA | | 1 | | |
| 15 | 97513-06530 | BOLT, WITH WASHER PERNO CON ARANDELA | | 1 | | |
| 16 | 97013-06020 | BOLT PERNO | | 1 | | |
| 17 | 92903-06100 | WASHER, SPRING RONDANA SENCILLA | | 1 | | |

FIG. 14 ELECTRICAL 5

EQUIPO ELECTRICO 5



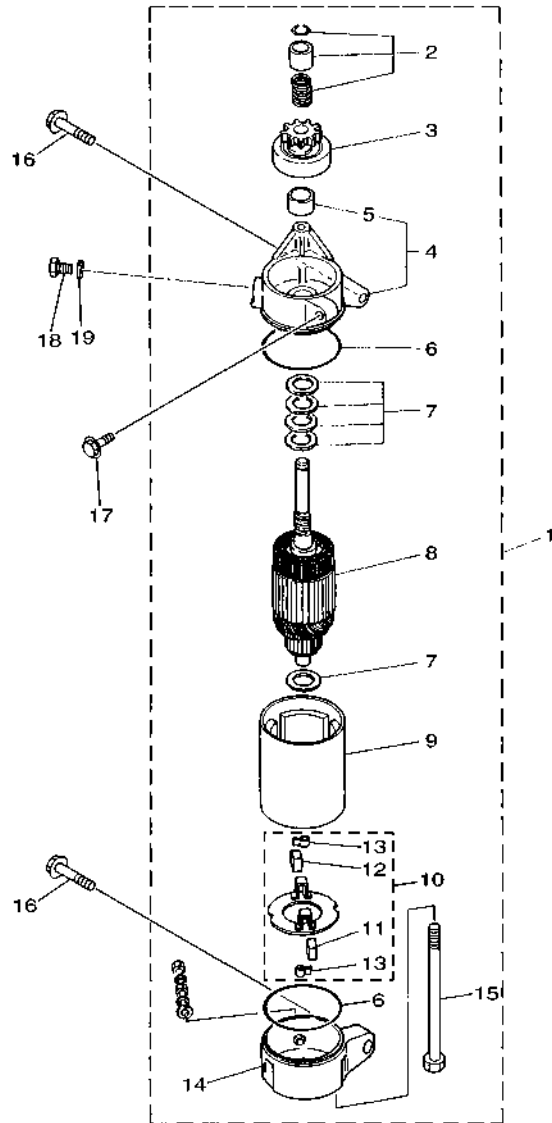
| REF. NO. | PART NO. CODIGO N° | DESCRIPTION DESCRIPCION | MHD | WHD | WD | REMARKS OBSERVACIONES |
|----------|--------------------|--|-----|-----|----|-----------------------|
| 1 | 6Y5-83504-23 | HOUR METER ASSY MEDIDOR DE HORAS COMPLETO | | 1 | | *1 |
| 2 | 69D-83519-00 | BRACKET, METER SOPORTE DE MEDIDOR | | 1 | | *1 |
| 3 | 90159-05M13 | SCREW, WITH WASHER TORNILLO CON VALONA | | 2 | | *1 |
| 4 | 64J-85516-01 | SPACER ESPACIADOR | | 2 | | *1 |
| 5 | 69D-42758-00 | COLLAR COLLAR | | 2 | | *1 |
| 6 | 90464-15M11 | CLAMP BRIDA | | 1 | | *1 |
| 7 | 90119-06306 | BOLT, WITH WASHER TORNILLO CON ARANDELA | | 2 | | *1 |
| | | | | | | |
| | | | | | | |
| | | | | | | |
| | | | | | | |
| | | | | | | |
| | | | | | | |
| | | | | | | |
| | | | | | | |

69DG200-Q140

*1: EXCEPT FOR OMN,CHN,KOR,TWN,BRN,OTH

FIG. 15 STARTING MOTOR

MOTOR DE ARRANQUE

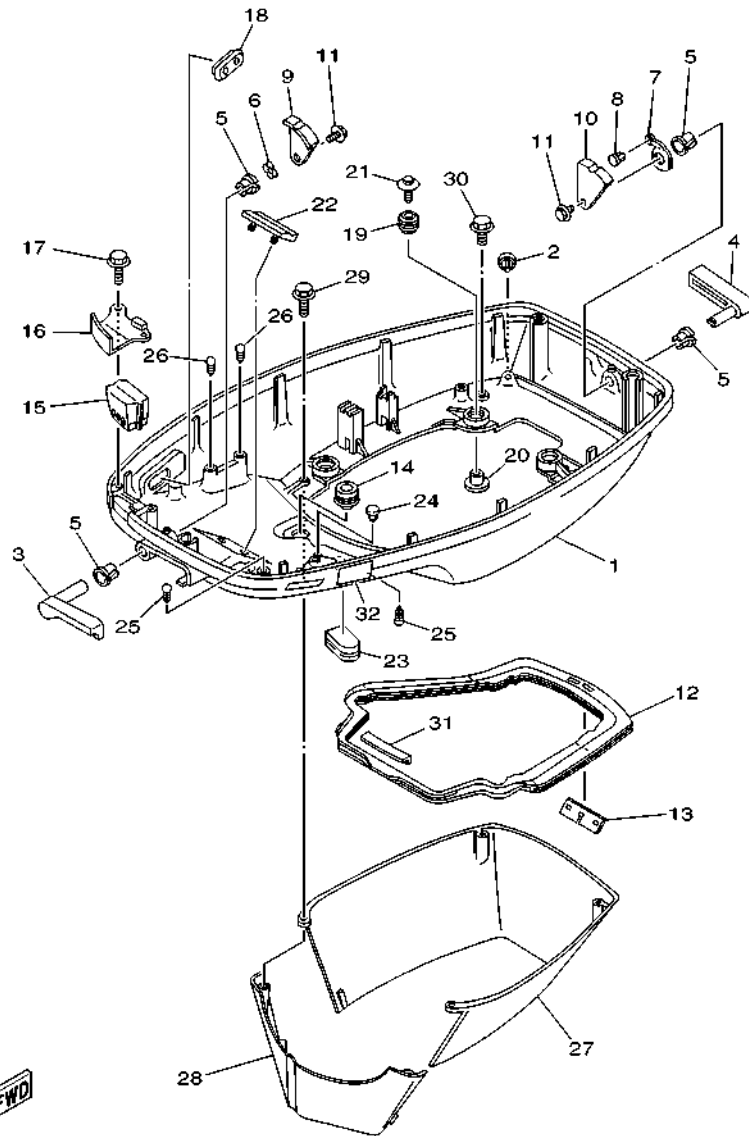


69DH200-R150

| REF. NO. | PART NO. CODIGO N° | DESCRIPTION DESCRIPCION | MHD | WHD | WD | REMARKS OBSERVACIONES |
|----------|--------------------|---|-----|-----|----|-----------------------|
| 1 | 6H3-81800-11 | STARTING MOTOR ASSY MOTOR DE ARRANQUE COMPLETO | | 1 | 1 | |
| 2 | 689-81857-11 | .PINION STOPPER SET .JUEGO TAPON PINON | | 1 | 1 | |
| 3 | 6H3-81807-10 | .GEAR ASSY, STARTING MOTOR .PINON CONJUNTO | | 1 | 1 | |
| 4 | 6H3-81830-10 | .FRONT BRACKET ASSY .SOPORTE DELANTERO COMPLETO | | 1 | 1 | |
| 5 | 689-81831-00 | .METAL, FRONT .METAL, DELANTERO | | 1 | 1 | |
| 6 | 689-81847-11 | .O-RING .ANILLO GOMA | | 2 | 2 | |
| 7 | 689-81809-11 | .WASHER KIT .JUEGO DE ARANDELA | | 1 | 1 | |
| 8 | 689-81850-12 | .ARMATURE ASSY .INDUCIDO COMPLETO | | 1 | 1 | |
| 9 | 6H3-81810-10 | .STATOR ASSY .ESTATOR COMPLETO | | 1 | 1 | |
| 10 | 689-81840-11 | .BRUSH HOLDER ASSY .SOSTEN DE ESCOBILLA COMPLETO | | 1 | 1 | |
| 11 | 689-81812-11 | .BRUSH 2 .ESCOBILLA 2 | | 1 | 1 | |
| 12 | 689-81811-11 | .BRUSH 1 .ESCOBILLA 1 | | 1 | 1 | |
| 13 | 689-81813-10 | .SPRING, BRUSH .RESORTE DE ESCOBILLA | | 2 | 2 | |
| 14 | 6H3-81820-11 | .REAR BRACKET ASSY .CUBIERTA TRASERA COMPL | | 1 | 1 | |
| 15 | 689-81826-10 | .BOLT .PERNO | | 2 | 2 | |
| 16 | 97513-08535 | BOLT, WITH WASHER PERNO CON ARANDELA | | 2 | 2 | |
| 17 | 97513-06525 | BOLT, WITH WASHER PERNO CON ARANDELA | | 1 | 1 | |
| 18 | 97013-08016 | BOLT PERNO | | 1 | 1 | |
| 19 | 92903-08600 | WASHER, PLATE RONDANA SENCILLA | | 1 | 1 | |

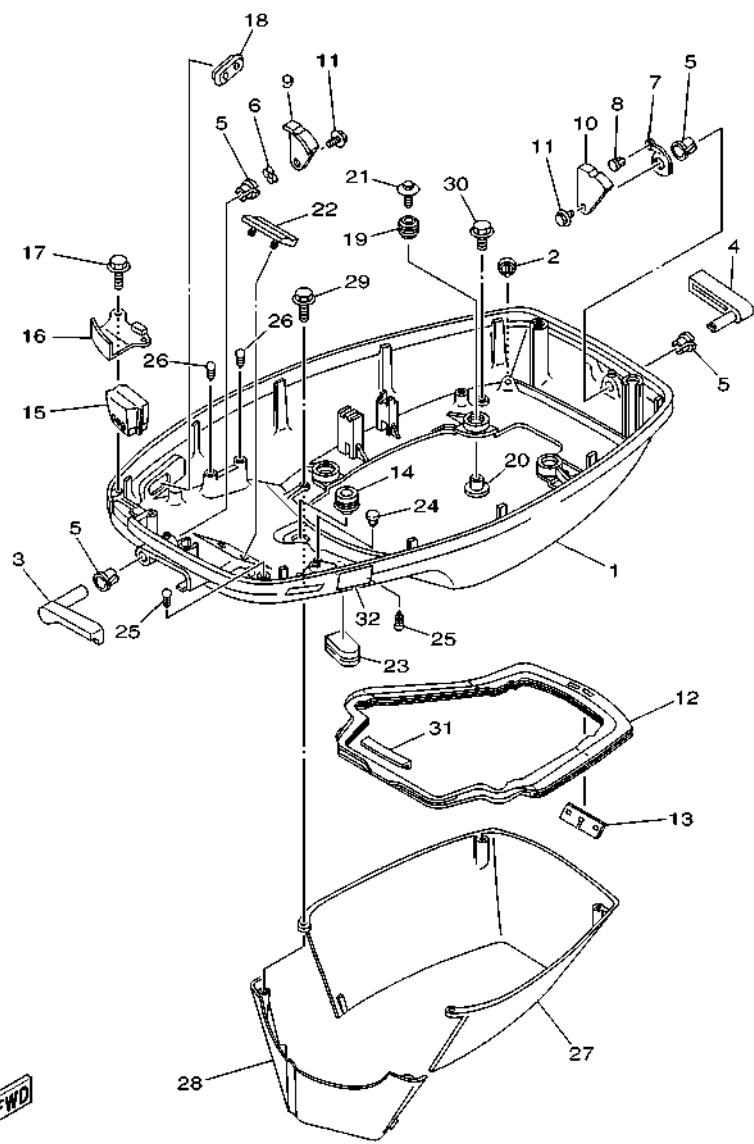
FIG. 16 BOTTOM COWLING

CUBIERTA INFERIOR



69DH700-R110

| REF. NO. | PART NO. CODIGO N° | DESCRIPTION DESCRIPCION | MHD | WHD | WD | REMARKS OBSERVACIONES |
|----------|--------------------|---|-----|-----|----|-----------------------|
| 1 | 6H3-42711-06-8D | COWLING, BOTTOM 1 CUBIERTA INFERIOR 1 | 1 | 1 | 1 | |
| 2 | 69D-44391-00 | NIPPLE, HOSE NIPLE MANGUERA | 1 | 1 | 1 | |
| 3 | 6H3-42815-01-8D | LEVER, CLAMP 1 PALANCA ABRAZADERA 1 | 1 | 1 | 1 | |
| 4 | 6H3-42817-01-8D | LEVER, CLAMP 3 PALANCA ABRAZADERA 3 | 1 | 1 | 1 | |
| 5 | 90386-13M38 | BUSH BUJE | 4 | 4 | 4 | |
| 6 | 90206-13M10 | WASHER, WAVE ARANDELA ONDULADA | 1 | 1 | 1 | |
| 7 | 6H3-42813-00 | SPRING, CLAMP LEVER RESORTE | 1 | 1 | 1 | |
| 8 | 90269-04M03 | RIVET REMACHE | 1 | 1 | 1 | |
| 9 | 6H3-42816-00 | LEVER, CLAMP 2 PALANCA ABRAZADERA 2 | 1 | 1 | 1 | |
| 10 | 6H3-42818-00 | LEVER, CLAMP 4 PALANCA, ABRAZADERA 4 | 1 | 1 | 1 | |
| 11 | 90119-06275 | BOLT, WITH WASHER TORNILLO CON ARANDELA | 2 | 2 | 2 | |
| 12 | 6H3-42716-02 | RUBBER SEAL 1 SELLO DE GOMA 1 | 1 | 1 | 1 | |
| 13 | 6K5-42717-01 | RUBBER, SEAL 2 GOMA | 1 | 1 | 1 | |
| 14 | 6E5-42724-01 | GROMMET TAPON | 1 | 1 | 1 | |
| 15 | 6K5-42725-01 | GROMMET TAPON | 1 | | | |
| | 6H3-42725-21 | GROMMET TAPON | | 1 | | |
| | 6H3-42725-01 | GROMMET TAPON | | | 1 | |
| 16 | 6H3-42738-01-CA | PLATE, FITTING PLACA DE AJUSTE | 1 | 1 | 1 | |
| 17 | 97E95-06516 | BOLT, HEXAGON W/W DEEP RECESS TORNILLO HEXAGONAL CON RONDONA | 2 | 2 | 2 | |
| 18 | 6H3-42727-01 | GROMMET TAPON | 1 | 1 | 1 | |
| 19 | 6BG-42748-01 | GROMMET TAPON | 4 | 4 | 4 | |
| 20 | 90387-06M69 | COLLAR ESPACIADOR | 4 | 4 | 4 | |
| 21 | 90119-06291 | BOLT, WITH WASHER TORNILLO CON ARANDELA | 4 | 4 | 4 | |
| 22 | 6H3-42768-01 | DAMPER AMORTIGUADOR | 1 | 1 | 1 | |
| 23 | 6H4-42726-01 | GROMMET TAPON | 1 | 1 | 1 | |
| 24 | 703-82119-01 | COVER, LEAD WIRE CUBIERTA DE CABLE CONDUCTOR | 2 | 2 | 2 | |
| 25 | 90338-05M03 | PLUG TAPON | 2 | 2 | 2 | |

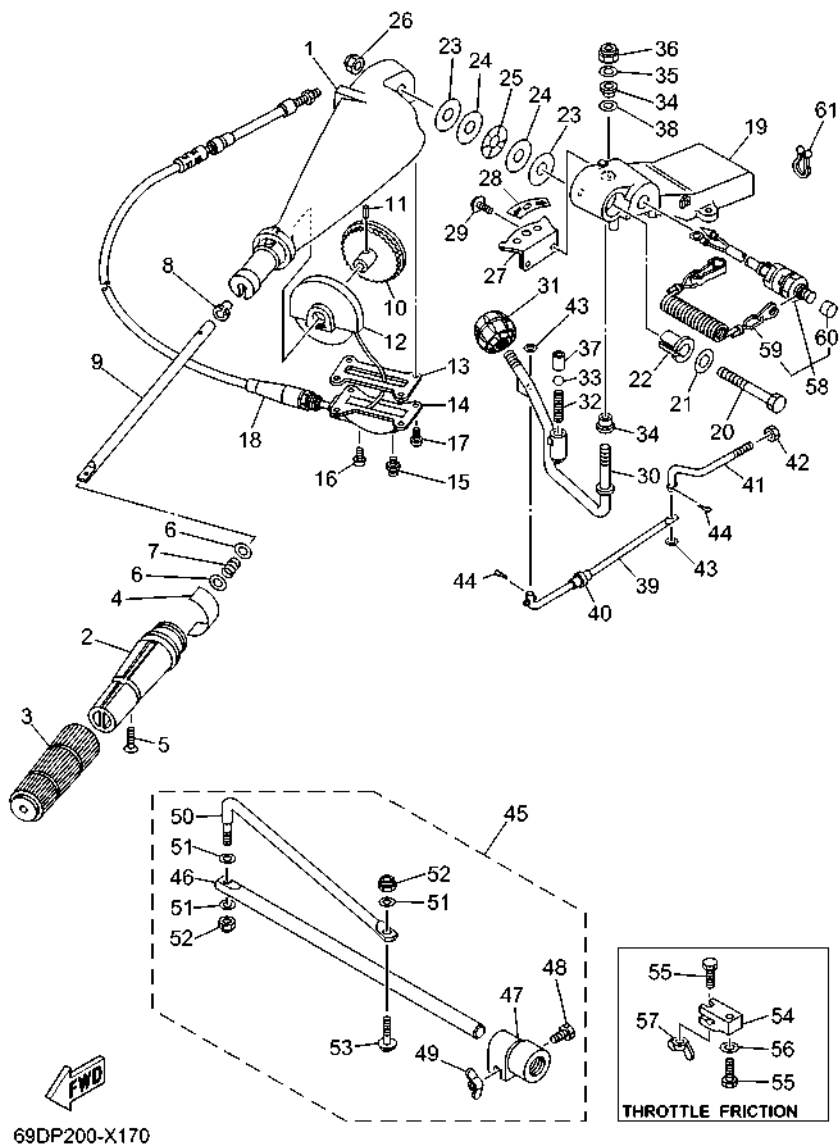


69DH700-R110

FIG. 16 BOTTOM COWLING

CUBIERTA INFERIOR

| REF. NO. | PART NO. CODIGO N° | DESCRIPTION DESCRIPCION | MHD | WHD | WD | REMARKS OBSERVACIONES |
|----------|--------------------|---|-----|-----|----|-----------------------|
| 26 | 90338-05M03 | PLUG TAPON | 2 | | | |
| 27 | 6H3-42741-01-8D | APRON MANDIL | 1 | 1 | 1 | |
| 28 | 6H3-42771-01-8D | APRON MANDIL | 1 | 1 | 1 | |
| 29 | 97E95-06525 | BOLT, HEXAGON W/W DEEP RECESS TORNILLO HEXAGONAL CON RONDONA | 2 | 2 | 2 | |
| 30 | 97E95-06520 | BOLT, HEXAGON W/W DEEP RECESS TORNILLO HEXAGONAL CON RONDONA | 2 | 2 | 2 | |
| 31 | 6H3-42718-01 | RUBBER, SEAL 3 GOMA | 1 | 1 | 1 | |
| 32 | 6EE-42794-40 | LABEL, WARNING (GENERAL) ETIQUETA DE PRECAUCION | 1 | 1 | 1 | |

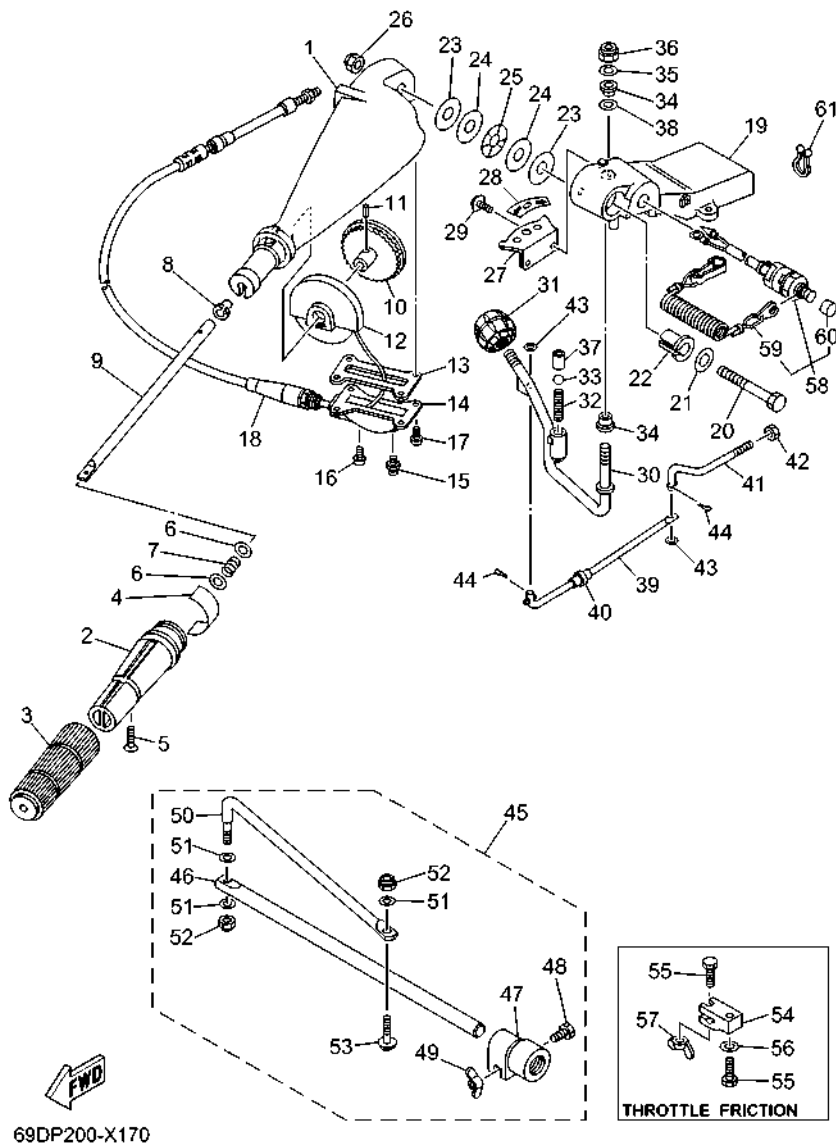


69DP200-X170

FIG. 17 STEERING

DIRECCION

| REF. NO. | PART NO. CODIGO N° | DESCRIPTION DESCRIPCION | MHD | WHD | WD | REMARKS OBSERVACIONES |
|----------|--------------------|--|-----|-----|----|--|
| 1 | 663-42111-02-8D | HANDLE, STEERING MANIJA DE DIRECCION | 1 | 1 | | |
| | 692-42111-21-8D | HANDLE, STEERING MANIJA DE DIRECCION | 1 | 1 | | PULL TO OPEN TYPE PULL TO OPEN TYPE |
| 2 | 664-42119-00 | GRIP, STEERING HANDLE MANGO, MANIJA DE DIRRECCION | 1 | 1 | | |
| 3 | 6G1-42177-01 | RUBBER, HANDLE HULE DE MANIJA | 1 | 1 | | |
| 4 | 61U-42137-00 | INDICATOR, THROTTLE INDICADOR ACELERADOR | 1 | 1 | | |
| 5 | 90152-05011 | SCREW, COUNTERSUNK TORNILLO EMBUTIDO | 1 | 1 | | |
| 6 | 90201-10M02 | WASHER, PLATE ARANDELA PLANA | 2 | 2 | | |
| 7 | 90501-23215 | SPRING, COMPRESSION RESORTE DE COMPRESION | 1 | 1 | | |
| 8 | 90386-08032 | BUSH BUJE | 1 | 1 | | |
| 9 | 663-42115-00 | SHAFT, STEERING HANDLE EJE MANIJA DE DIRECCION | 1 | 1 | | |
| | 692-42115-00 | SHAFT, STEERING HANDLE EJE MANIJA DE DIRECCION | 1 | 1 | | PULL TO OPEN TYPE PULL TO OPEN TYPE |
| 10 | 663-42138-00 | LEVER, THROTTLE PLANCA DE ACELERACION | 1 | 1 | | |
| 11 | 90254-03003 | PIN, SPRING PASADOR DE TIPO A RESORTE | 1 | 1 | | |
| 12 | 663-42135-01 | HOUSING, THROTTLE LEVER CAJA PALANCA ACELERADOR | 1 | 1 | | |
| 13 | 663-42133-01 | GASKET EMPAQUE | 1 | 1 | | |
| 14 | 663-42134-03-94 | COVER, THROTTLE LEVER CUBIERTA PALANCA ACELERADOR | 1 | 1 | | |
| 15 | 93700-06002 | NIPPLE, GREASE BOQUILLA DE ENGRASAR | 1 | 1 | | |
| 16 | 97885-06008 | SCREW, PAN HEAD TORNILLO A MUESCA | 1 | 1 | | |
| 17 | 97885-05012 | SCREW, PAN HEAD TORNILLO A MUESCA | 4 | 4 | | |
| 18 | 692-26301-03 | THROTTLE CABLE ASSY CABLE DE ACELERADOR COMPLETO | 1 | 1 | | |
| 19 | 692-42121-02-8D | BRACKET SOPORTE | 1 | 1 | | |
| 20 | 90101-12075 | BOLT TORNILLO | 1 | 1 | | |
| 21 | 92990-12200 | WASHER, PLAIN ARANDELA PLANA | 1 | 1 | | |
| 22 | 90386-12089 | BUSH BUJE | 1 | 1 | | |
| 23 | 90202-12092 | WASHER, PLATE ARANDELA DE PLANA | 2 | 2 | | |
| 24 | 90201-12537 | WASHER, PLATE ARANDELA PLANA | 2 | 2 | | |
| 25 | 90206-12054 | WASHER, WAVE ARANDELA ONDULADA | 1 | 1 | | |



69DP200-X170

FIG. 17 STEERING

DIRECCION

| REF. NO. | PART NO. CODIGO N° | DESCRIPTION DESCRIPCION | MHD | WHD | WD | REMARKS OBSERVACIONES |
|----------|--------------------|--|-----|-----|----|-----------------------|
| 26 | 90185-12058 | NUT, SELF-LOCKING TUERCA AUTOBLOCANTE | 1 | 1 | | |
| 27 | 697-44113-00 | CAM PLATE, HANDLE PLACA DE LA LEVA DEL MANGO | 1 | 1 | | |
| 28 | 6K5-44191-00 | INDICATOR, SHIFT INDICADOR DE CAMBIOS | 1 | 1 | | |
| 29 | 97513-06516 | BOLT, WITH WASHER PERNO CON ARANDELA | 2 | 2 | | |
| 30 | 692-44159-01 | HANDLE, GEAR SHIFT MANIJA DE CAMBIO DE MARCHAS | 1 | 1 | | |
| 31 | 663-44173-01 | LEVER, SHIFT CONTROL PALANCA CONTROL CAMBIOS | 1 | 1 | | |
| 32 | 90501-16M17 | SPRING, COMPRESSION RESORTE DE COMPRESION | 1 | 1 | | |
| 33 | 93515-32M01 | BALL ESFERA | 1 | 1 | | |
| 34 | 90386-10009 | BUSH BUJE | 2 | 2 | | |
| 35 | 90201-10120 | WASHER, PLATE ARANDELA PLANA | 1 | 1 | | |
| 36 | 90185-10027 | NUT, SELF-LOCKING TUERCA AUTOBLOCANTE | 1 | 1 | | |
| 37 | 90387-12M30 | COLLAR ESPACIADOR | 1 | 1 | | |
| 38 | 90201-12M34 | WASHER, PLATE ARANDELA PLANA | 1 | 1 | | |
| 39 | 6H3-42191-01 | ROD 1 VARILLA 1 | 1 | 1 | | |
| 40 | 90386-06088 | BUSH BUJE | 1 | 1 | | |
| 41 | 6H3-42192-00 | ROD 2 VARILLA 2 | 1 | 1 | | |
| 42 | 700-48339-00 | NUT, CABLE END TUERCA TERMINAL | 1 | 1 | | |
| 43 | 92990-06600 | WASHER, PLATE ARANDELA PLANA | 2 | 2 | | |
| 44 | 91490-25012 | PIN. COTTER CHAVETA | 2 | 2 | | |
| 45 | 69D-42508-01 | STEERING FRICTION ASSY DIRECCION FRICCION COMP. | 1 | 1 | | FOR OMN FOR OMN |
| 46 | 663-42518-00 | .SHAFT, FRICTION .EJE FRICCION | 1 | 1 | | |
| 47 | 67G-42528-00 | .PLATE, FRICTION .PIEZA DE FRICCION | 1 | 1 | | |
| 48 | 97080-06035 | .BOLT .PERNO | 1 | 1 | | |
| 49 | 90175-06003 | .NUT, WING .TUERCA MARIPOSA | 1 | 1 | | |
| 50 | 69D-42515-00 | .ROD, STEERING LINK .VARILLA ESLABON DIRECCION | 1 | 1 | | |
| 51 | 92990-08600 | .WASHER, PLATE .ARANDELA PLANA | 3 | 3 | | |
| 52 | 90185-08057 | .NUT, SELF-LOCKING .TUERCA AUTOBLOCANTE | 2 | 2 | | |

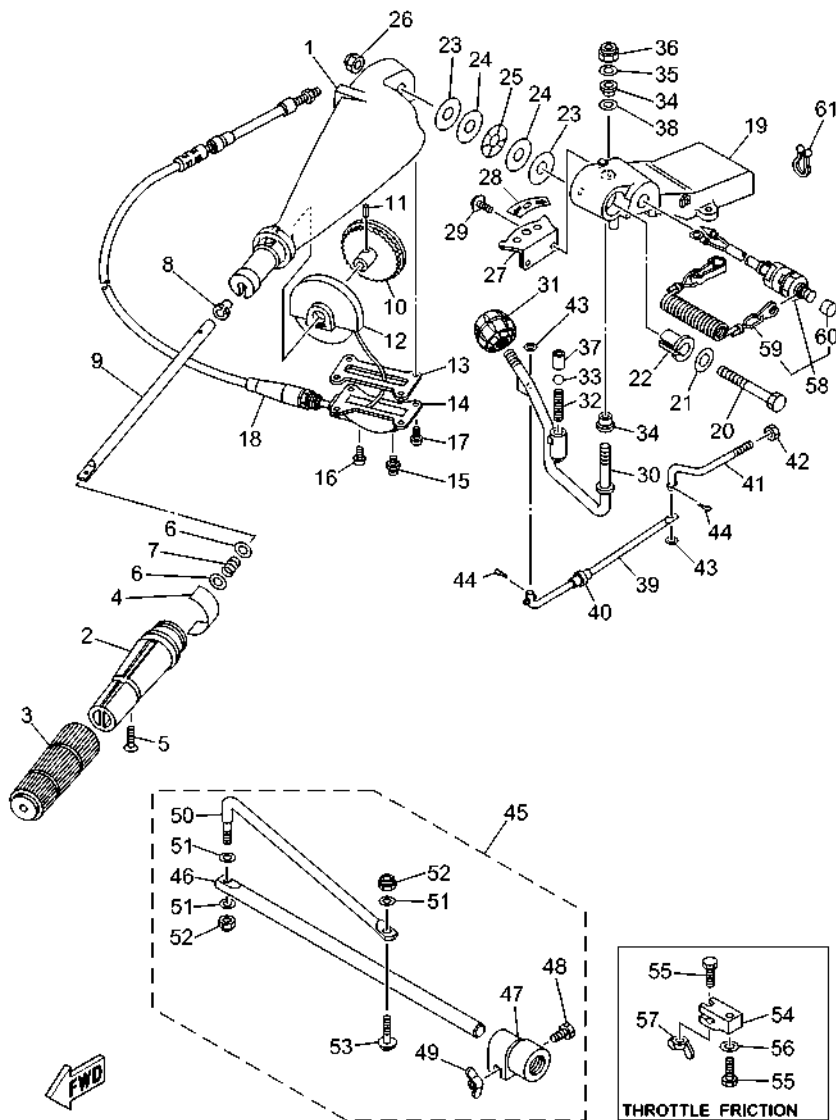


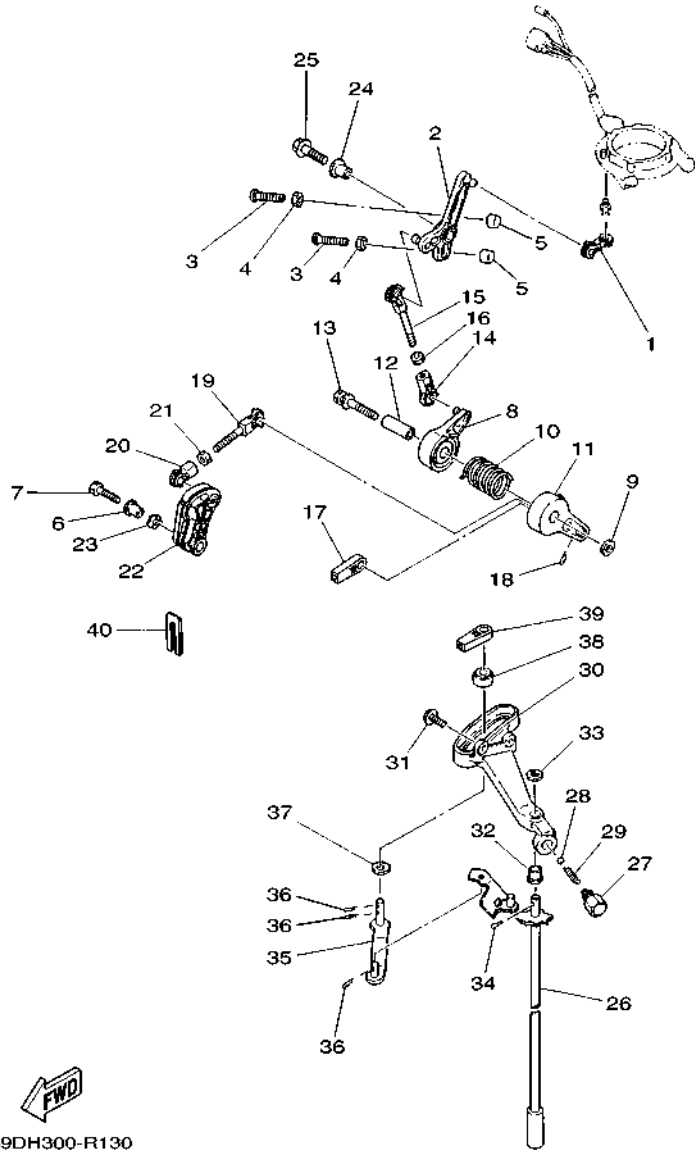
FIG. 17 STEERING

DIRECCION

| REF. NO. | PART NO. CODIGO N° | DESCRIPTION DESCRIPCION | MHD | WHD | WD | REMARKS OBSERVACIONES |
|----------|--------------------|---|-----|-----|----|-----------------------|
| 53 | 97E95-08530 | .BOLT, HEXAGON W/W DEEP RECESS .TORNILLO HEXAGONAL CON RONDONA | 1 | 1 | | |
| 54 | 663-42126-01 | FRICTION, STEERING HANDLE GRIP FRICCION DE MANGO DIRECCION | 1 | 1 | | |
| 55 | 90101-06M27 | BOLT TORNILLO | 2 | 2 | | |
| 56 | 92990-06600 | WASHER, PLATE ARANDELA PLANA | 1 | 1 | | |
| 57 | 90175-06003 | NUT, WING TUERCA MARIPOSA | 1 | 1 | | |
| 58 | 6K5-82575-03 | ENGINE STOP SWITCH ASSY INTERRUPTOR DE PARADA COMPL | 1 | | | |
| 59 | 682-82556-00 | .LANYARD, STOP SWITCH .CORDON DE INTERRUPTOR PARADA | 1 | | | |
| 60 | 689-8257Y-00 | .CAP .TAPA | 1 | | | |
| 61 | 90464-08M07 | CLAMP BRIDA | 1 | | | |

FIG. 18 CONTROL

CONTROL

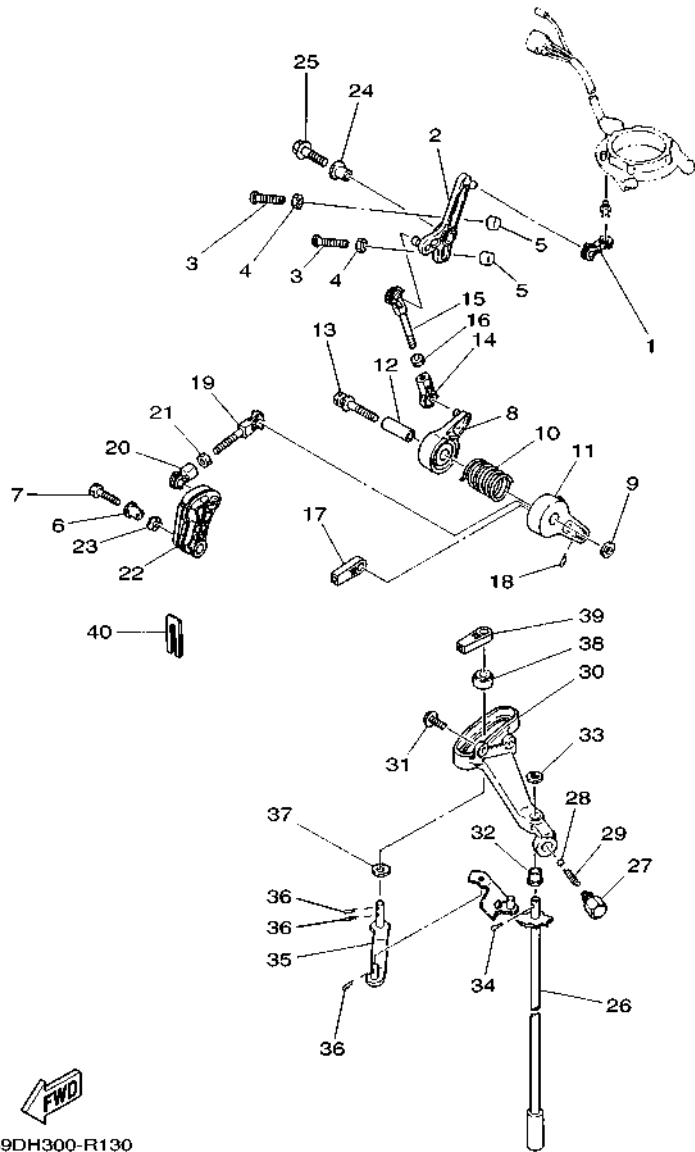



69DH300-R130

| REF. NO. | PART NO. CODIGO N° | DESCRIPTION DESCRIPCION | MHD | WHD | WD | REMARKS OBSERVACIONES |
|----------|--------------------|---|-----|-----|----|-----------------------|
| 1 | 6H3-41238-00 | JOINT, LINK CONECTOR | 1 | 1 | 1 | |
| 2 | 6H3-41631-00 | LEVER, MAGNETO CONTROL PALANCA DE CONTROL DE MAGNETO | 1 | 1 | 1 | |
| 3 | 90157-06M13 | SCREW, PAN HEAD TORNILLO CABEZA CONICA PLANA | 2 | 2 | 2 | |
| 4 | 95380-06600 | NUT, HEXAGON TUERCA | 2 | 2 | 2 | |
| 5 | 688-44194-00 | CAP TAPA | 2 | 2 | 2 | |
| 6 | 90387-06289 | COLLAR ESPACIADOR | 1 | 1 | 1 | |
| 7 | 97D95-06025 | BOLT, HEXAGON DEEP RECESS TORNILLO HEXAGONAL | 1 | 1 | 1 | |
| 8 | 6H3-41632-00 | LEVER, MAGNETO CONTROL PALANCA DE CONTROL DE MAGNETO | 1 | 1 | 1 | |
| 9 | 90201-06M31 | WASHER, PLATE ARANDELA PLANA | 1 | 1 | 1 | |
| 10 | 90508-29051 | SPRING, TORSION RESORTE DE TORSION | 1 | 1 | 1 | |
| 11 | 6H3-41633-00 | LEVER, MAGNETO CONTROL PALANCA DE CONTROL DE MAGNETO | 1 | 1 | 1 | |
| 12 | 90387-06M59 | COLLAR ESPACIADOR | 1 | 1 | 1 | |
| 13 | 90119-06305 | BOLT, WITH WASHER TORNILLO CON ARANDELA | 1 | 1 | 1 | |
| 14 | 662-41237-01 | JOINT, LINK CONECTOR | 1 | 1 | 1 | |
| 15 | 679-41636-00 | ROD, MAGNETO CONTROL VARILLA DE CONTROL MAGNETO | 1 | 1 | 1 | |
| 16 | 95380-05600 | NUT TUERCA | 1 | 1 | 1 | |
| 17 | 6FM-48344-00 | CABLE END, REMOTE CONTROL BASE CONTROL | 1 | 1 | 1 | |
| 18 | 90468-18008 | CLIP PRESILLA | 1 | 1 | 1 | |
| 19 | 682-41237-50 | JOINT, LINK CONECTOR | 1 | 1 | 1 | |
| 20 | 662-41237-01 | JOINT, LINK CONECTOR | 1 | 1 | 1 | |
| 21 | 95380-05600 | NUT TUERCA | 1 | 1 | 1 | |
| 22 | 6H3-41213-20 | CAM, ACCEL. LEVA ACELERADOR | 1 | 1 | 1 | |
| 23 | 90206-10M04 | WASHER, WAVE ARANDELA ONDULADA | 1 | 1 | 1 | |
| 24 | 90387-06289 | COLLAR ESPACIADOR | 1 | 1 | 1 | |
| 25 | 90119-06309 | BOLT, WITH WASHER TORNILLO CON ARANDELA | 1 | 1 | 1 | |
| 26 | 6K5-44120-03 | HANDLE GEAR SHIFT ASSY MANIJA DE CAMBIO COMPL | 1 | | | S(17.7") S(17.7") |
| | 6K5-44120-13 | HANDLE GEAR SHIFT ASSY MANIJA DE CAMBIO COMPL | 1 | 1 | 1 | L(22.5") L(22.5") |

FIG. 18 CONTROL

CONTROL

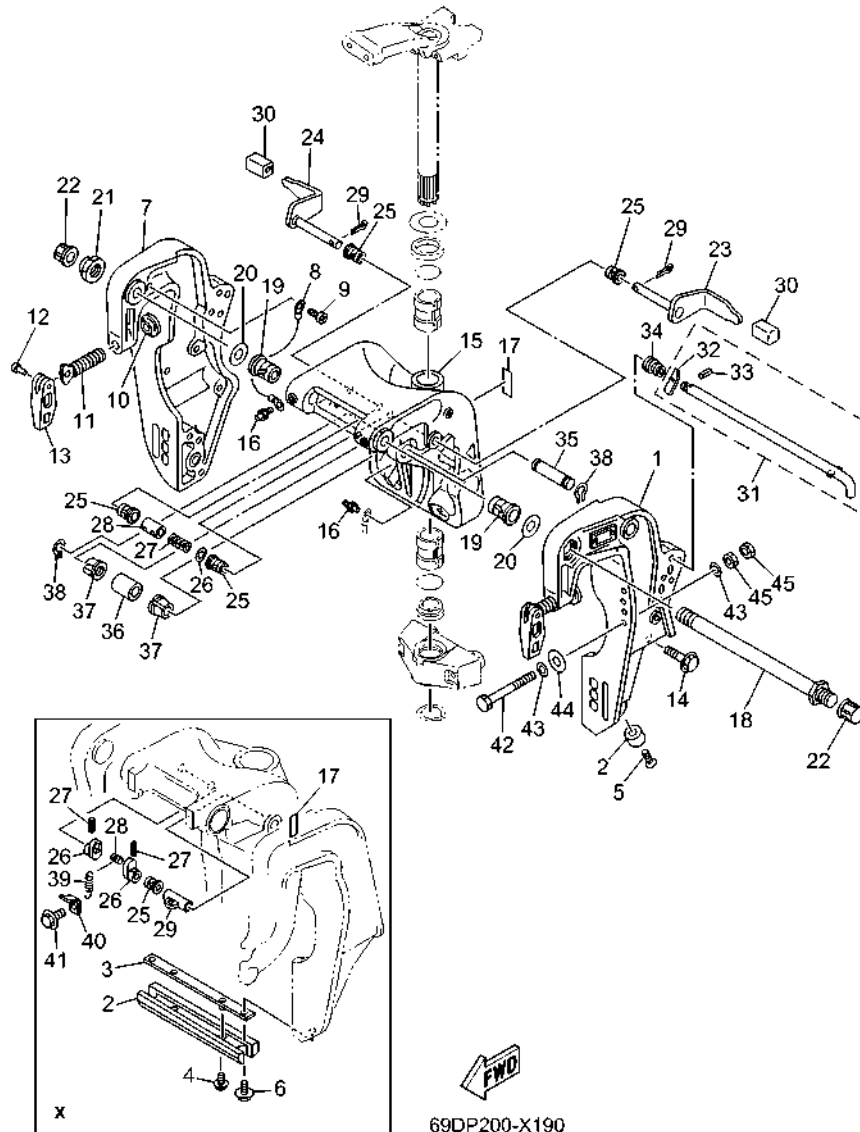


69DH300-R130

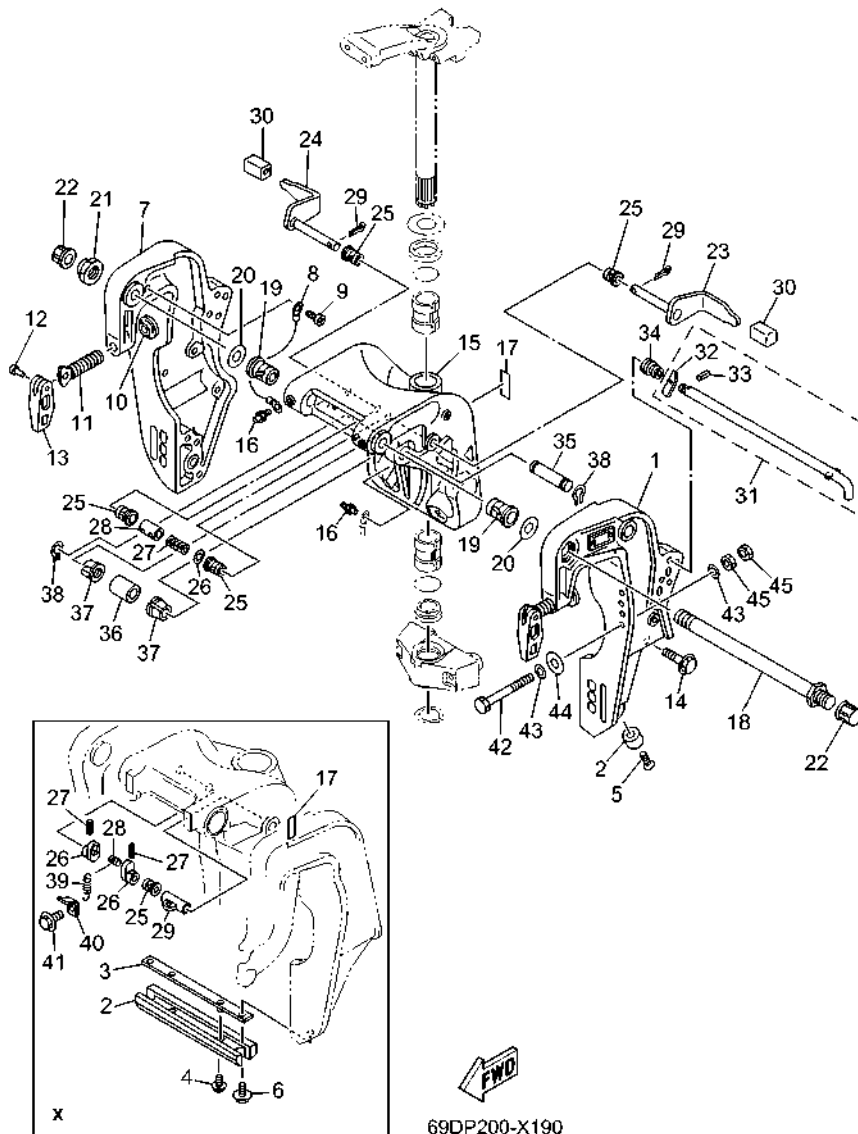
| REF. NO. | PART NO. CODIGO N° | DESCRIPTION DESCRIPCION | MHD | WHD | WD | REMARKS OBSERVACIONES |
|----------|--------------------|--|-----|-----|----|----------------------------------|
| 26 | 69D-44120-22 | HANDLE GEAR SHIFT ASSY MANIJA DE CAMBIO COMPL | 1 | | | X(25.5") X(25.5") |
| 27 | 648-42715-00 | BUSHING 2 BUJE 2 | 1 | 1 | 1 | |
| 28 | 93501-04M02 | BALL BOLA | 1 | 1 | 1 | |
| 29 | 90501-12082 | SPRING, COMPRESSION RESORTE DE COMPRESION | 1 | 1 | 1 | |
| 30 | 6H3-44117-00-94 | BRACKET SOPORTE | 1 | 1 | 1 | UR UR |
| | 6J2-44117-01-94 | BRACKET SOPORTE | 1 | 1 | | UR FOR OMN,OTH UR FOR OMN,OTH |
| 31 | 97513-06520 | BOLT, WITH WASHER PERNO CON ARANDELA | 2 | 2 | 2 | |
| 32 | 90386-07M58 | BUSH BUJE | 1 | 1 | 1 | |
| 33 | 92990-08200 | WASHER, PLAIN ARANDELA PLANA | 1 | 1 | 1 | |
| 34 | 91490-20012 | PIN. COTTER CHAVETA | 1 | 1 | 1 | |
| 35 | 6H3-44121-01 | LEVER, SHIFT ROD PALANCA VARILLA CAMBIOS | 1 | 1 | 1 | |
| 36 | 90468-18008 | CLIP PRESILLA | 3 | 3 | 3 | |
| 37 | 90202-07M07 | WASHER, PLATE ARANDELA DE PLANA | 1 | 1 | 1 | |
| 38 | 688-44122-00 | BUSHING, SHIFT ROD LEVER BUJE PALANCA VARILLA DE CAMBIO | 1 | 1 | 1 | |
| 39 | 6FM-48344-00 | CABLE END, REMOTE CONTROL BASE CONTROL | 1 | 1 | 1 | |
| 40 | 6H3-48538-00 | CLAMP, CABLE 1 GRAMPA DE CABLE | 1 | 1 | 1 | |

FIG. 19 BRACKET 1

SOPORTE 1



| REF. NO. | PART NO. CODIGO N° | DESCRIPTION DESCRIPCION | MHD | WHD | WD | REMARKS OBSERVACIONES |
|----------|--------------------|---|-----|-----|----|-----------------------|
| 1 | 697-43111-05-8D | BRACKET, CLAMP 1 SOPORTE DE LA ABRAZADERA 1 | 1 | | | S(17.7") S(17.7") |
| | 688-43111-13-8D | BRACKET, CLAMP 1 SOPORTE DE LA ABRAZADERA 1 | 1 | | | X(25.5") X(25.5") |
| 2 | 663-45251-00 | ANODE CATODE | 2 | | | S(17.7") S(17.7") |
| | 6H1-45251-03 | ANODE CATODE | 1 | | | X(25.5") X(25.5") |
| 3 | 6EK-44536-00 | PLATE 2 PLACA 2 | 1 | | | X(25.5") X(25.5") |
| 4 | 90119-06274 | BOLT, WITH WASHER TORNILLO CON ARANDELA | 2 | | | X(25.5") X(25.5") |
| 5 | 90152-06M01 | SCREW, COUNTERSUNK TORNILLO EMBUTIDO | 2 | | | S(17.7") S(17.7") |
| 6 | 97E95-06616 | BOLT, HEXAGON W/W DEEP RECESS TORNILLO HEXAGONAL CON RONDONA | 2 | | | X(25.5") X(25.5") |
| 7 | 697-43112-03-8D | BRACKET, CLAMP 2 SOPORTE DE LA ABRAZADERA 2 | 1 | | | S(17.7") S(17.7") |
| | 688-43112-12-8D | BRACKET, CLAMP 2 SOPORTE DE LA ABRAZADERA 2 | 1 | | | X(25.5") X(25.5") |
| 8 | 6E5-82148-00 | WIRE, LEAD 4 CABLE CONDUCTOR 4 | 1 | | | |
| 9 | 97880-06012 | SCREW, PAN HEAD TORNILLO DE CABEZA CON PLANA | 1 | | | |
| 10 | 648-43114-01 | PAD, TRANSOM CLAMP ARANDELA DE ABRAZADERA | 2 | | | |
| 11 | 663-43116-01 | SCREW, TRANSOM CLAMP TORNILLO DE ABRAZADERA | 2 | | | |
| 12 | 90243-04007 | PIN PASADOR | 2 | | | |
| 13 | 663-43118-01-8D | HANDLE, TRANSOM CLAMP MANIJA DE LA ABRAZADERA DEL ES | 2 | | | |
| 14 | 97E95-10545 | BOLT, HEXAGON W/W DEEP RECESS TORNILLO HEXAGONAL CON RONDONA | 6 | | | |
| 15 | 697-43311-03-8D | BRACKET, SWIVEL 1 SOPORTE GIRATORIO 1 | 1 | | | S(17.7") S(17.7") |
| | 6H1-43311-02-8D | BRACKET, SWIVEL 1 SOPORTE GIRATORIO 1 | 1 | | | X(25.5") X(25.5") |
| 16 | 93700-06M03 | NIPPLE, GREASE BOQUILLA DE ENGRASAR | 3 | | | |
| 17 | 63D-43691-00 | INDICATOR, TILT INDICADOR | 1 | | | |
| 18 | 688-43131-03 | BOLT, CLAMP BRACKET TORNILLO DE ABRAZADERA DEL SOP | 1 | | | |
| 19 | 90386-22M15 | BUSH BUJE | 2 | | | |
| 20 | 90201-22M67 | WASHER, PLATE ARANDELA PLANA | 2 | | | |
| 21 | 90185-22043 | NUT, SELF-LOCKING TUERCA AUTOBLOCANTE | 1 | | | |
| 22 | 6G5-43145-01 | CAP, CLAMP BRACKET TAPA | 2 | | | |
| 23 | 688-43181-04 | LEVER, TILT STOP 1 PALANCA TOPE INCLINACION 1 | 1 | | | S(17.7") S(17.7") |



69DP200-X190

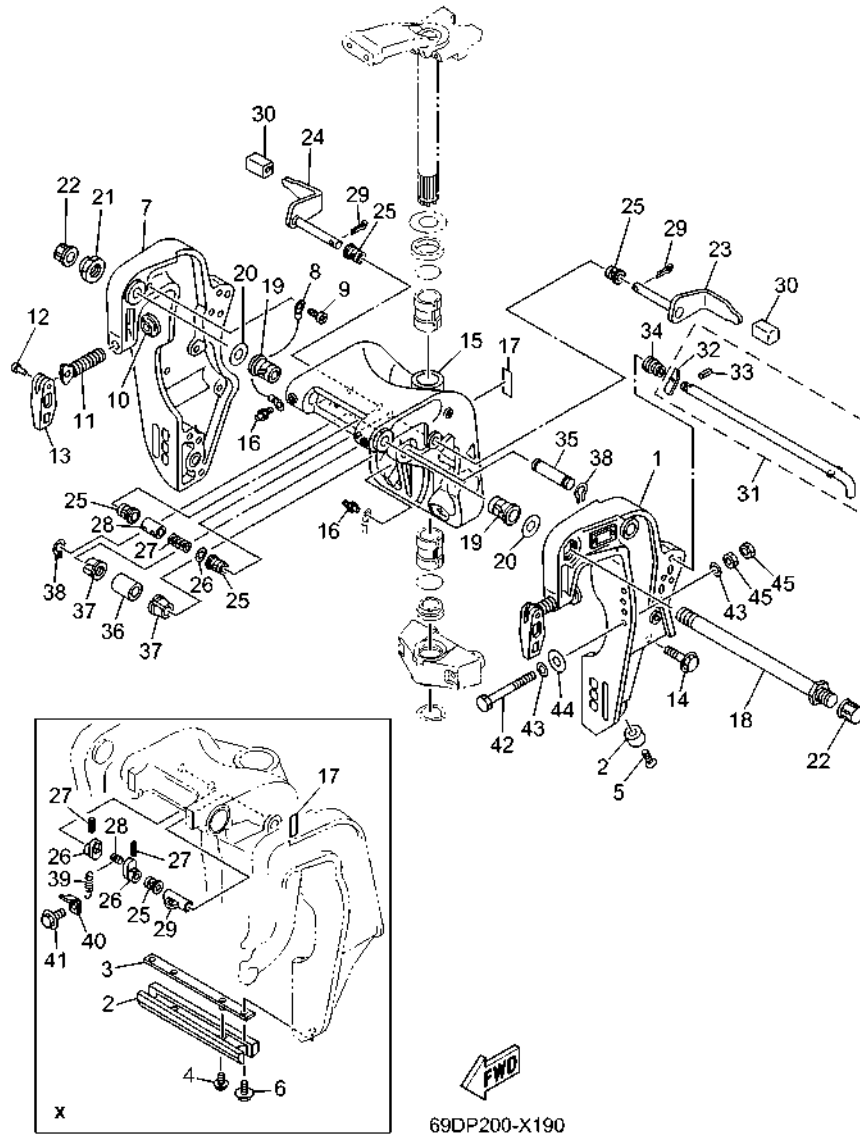
FIG. 19 BRACKET 1

SOPORTE 1

| REF. NO. | PART NO. CODIGO N° | DESCRIPTION DESCRIPCION | MHD | WHD | WD | REMARKS OBSERVACIONES |
|----------|--------------------|---|-----|-----|----|-----------------------|
| 23 | 688-43181-10 | LEVER, TILT STOP 1 PALANCA TOPE INCLINACION 1 | 1 | | | X(25.5") X(25.5") |
| 24 | 688-43185-04 | LEVER, TILT STOP 2 PALANCA TOPE INCLINACION 2 | 1 | | | S(17.7") S(17.7") |
| | 688-43185-10 | LEVER, TILT STOP 2 PALANCA TOPE INCLINACION 2 | 1 | | | X(25.5") X(25.5") |
| 25 | 90386-10M16 | BUSH BUJE | 4 | | | S(17.7") S(17.7") |
| | 90386-10M16 | BUSH BUJE | 3 | | | X(25.5") X(25.5") |
| 26 | 92990-10600 | WASHER, PLATE ARANDELA PLANA | 1 | | | S(17.7") S(17.7") |
| | 6G5-43148-00 | COLLAR, DISTANCE COLLAR | 2 | | | X(25.5") X(25.5") |
| 27 | 90501-10M21 | SPRING, COMPRESSION RESORTE DE COMPRESION | 1 | | | S(17.7") S(17.7") |
| | 91690-30020 | PIN, SPRING PASADOR DE RESORTE | 2 | | | X(25.5") X(25.5") |
| 28 | 90387-10M38 | COLLAR ESPACIADOR | 1 | | | S(17.7") S(17.7") |
| | 90249-06M19 | PIN PASADOR | 1 | | | X(25.5") X(25.5") |
| 29 | 91490-30025 | PIN, COTTER CHAVETA | 2 | | | S(17.7") S(17.7") |
| | 90387-10M02 | COLLAR ESPACIADOR | 1 | | | X(25.5") X(25.5") |
| 30 | 663-43318-00 | COVER CUBIERTA | 2 | | | |
| 31 | 697-43160-00 | TILT ROD ASSY VARILLA DE BASCULACION COMPL. | 1 | | | S(17.7") S(17.7") |
| | 688-43160-01 | TILT ROD ASSY VARILLA DE BASCULACION COMPL. | 1 | | | X(25.5") X(25.5") |
| 32 | 688-43165-00 | .PLATE, TILT LOCK .PLACA DE TOPE, VARILLA SEGURID | 1 | | | |
| 33 | 91690-30012 | .PIN, SPRING .PASADOR DE RESORTE | 1 | | | |
| 34 | 90502-20M03 | SPRING, CONICAL RESORTE CONICO | 1 | | | S(17.7") S(17.7") |
| | 90502-16M02 | SPRING, CONICAL RESORTE CONICO | 1 | | | X(25.5") X(25.5") |
| 35 | 69D-43126-01 | PIN, UPPER SHOCK MOUNT PASADOR DE AMORTIGUADOR SUPERIOR | 1 | | | |
| 36 | 90386-18M21 | BUSH BUJE | 1 | | | |
| 37 | 90386-18M35 | BUSH BUJE | 2 | | | |
| 38 | 93410-18M05 | CIRCLIP SEGURO | 2 | | | |
| 39 | 90506-14M24 | SPRING, TENSION RESORTE DE TENSION | 1 | | | X(25.5") X(25.5") |
| 40 | 6G5-43144-00 | HOOK, SPRING GANCHO | 1 | | | X(25.5") X(25.5") |
| 41 | 97E95-06512 | BOLT, HEXAGON W/W DEEP RECESS TORNILLO HEXAGONAL CON RONDONA | 1 | | | X(25.5") X(25.5") |

FIG. 19 BRACKET 1

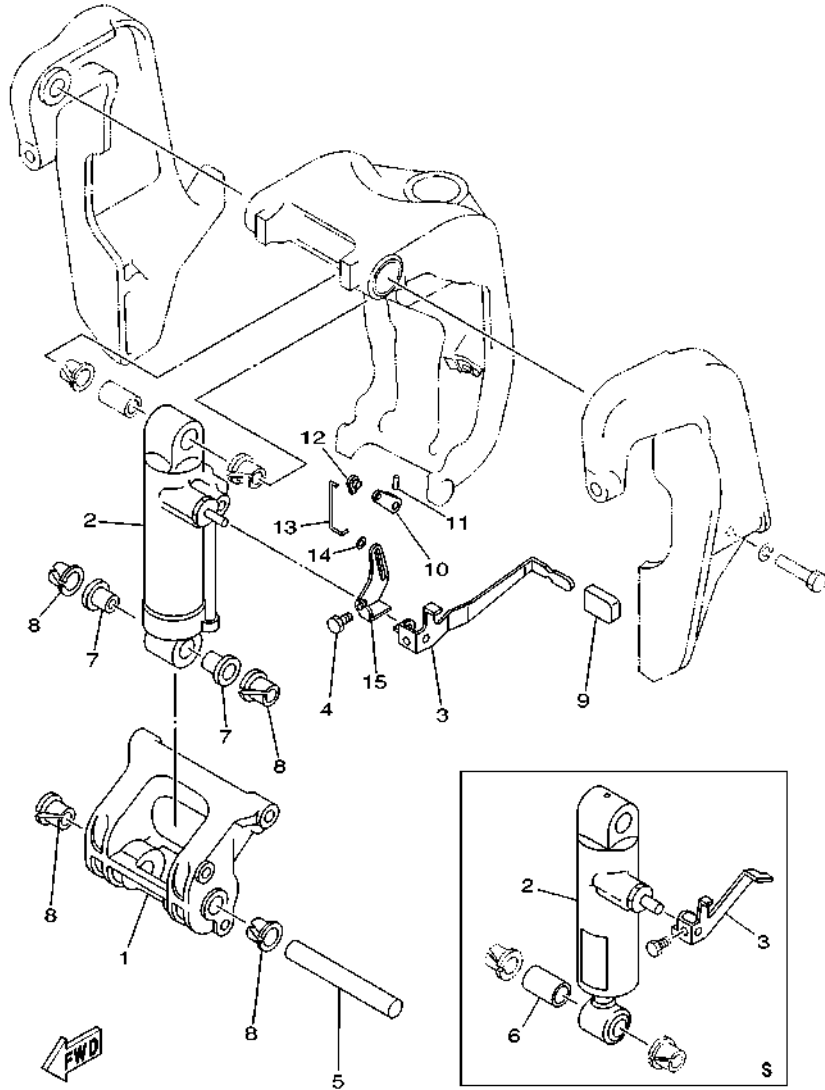
SOPORTE 1



| REF. NO. | PART NO. CODIGO Nº | DESCRIPTION DESCRIPCION | M/H/D | W/H/D | WD | REMARKS OBSERVACIONES |
|----------|--------------------|--------------------------------------|-------|-------|----|-----------------------|
| 42 | 90101-12063 | BOLT (L:105MM) TORNILLO (L:105MM) | 4 | | | |
| 43 | 90201-12062 | WASHER, PLATE ARANDELA PLANA | 8 | | | |
| 44 | 90201-12426 | WASHER, PLATE ARANDELA PLANA | 4 | | | |
| 45 | 95380-12600 | NUT TUERCA | 8 | | | |
| <hr/> | | | | | | |
| <hr/> | | | | | | |
| <hr/> | | | | | | |
| <hr/> | | | | | | |
| <hr/> | | | | | | |
| <hr/> | | | | | | |
| <hr/> | | | | | | |
| <hr/> | | | | | | |
| <hr/> | | | | | | |
| <hr/> | | | | | | |
| <hr/> | | | | | | |

FIG. 20 BRACKET 2

SOPORTE 2

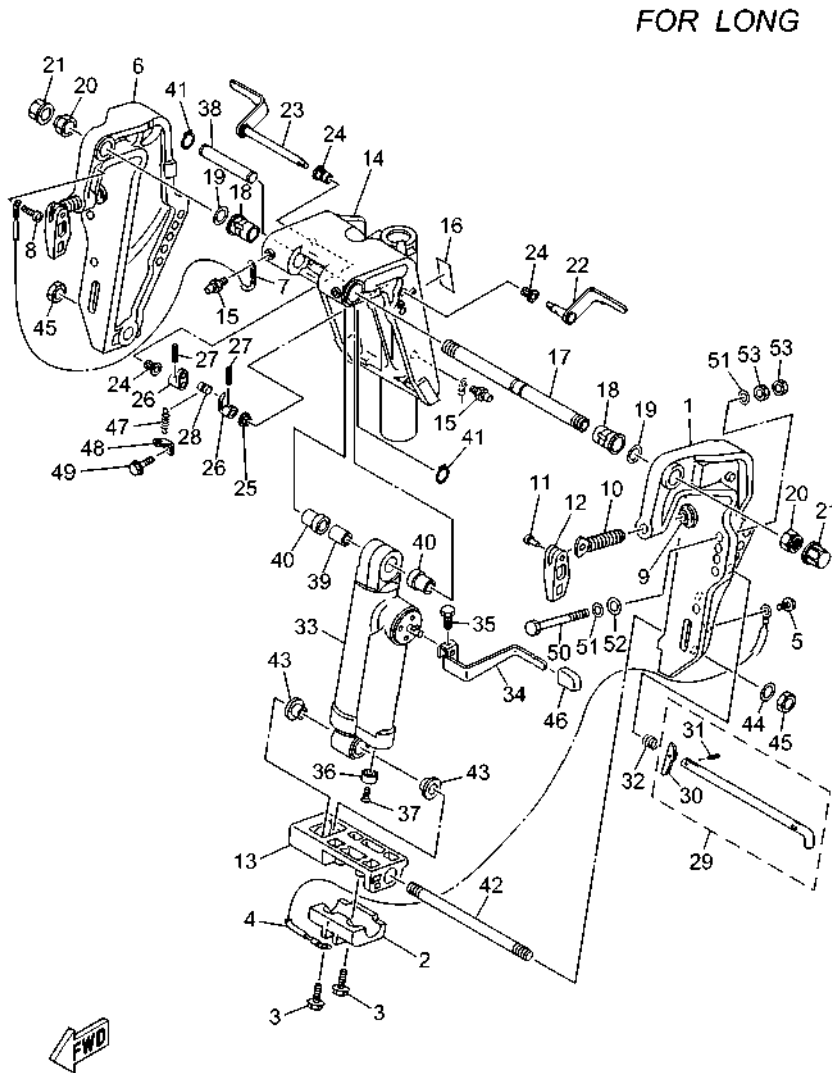


6961200-2160

| REF. NO. | PART NO. CODIGO N° | DESCRIPTION DESCRIPCION | MHD | WHD | WD | REMARKS OBSERVACIONES |
|----------|--------------------|--|-----|-----|----|-----------------------|
| 1 | 697-43128-01-8D | SPACER, CLAMP BRACKET ESPACIADOR ABRAZADERA SOPORTE | 1 | | | S(17.7") S(17.7") |
| | 688-43128-01-8D | SPACER, CLAMP BRACKET ESPACIADOR ABRAZADERA SOPORTE | 1 | | | X(25.5") X(25.5") |
| 2 | 697-43107-04-8D | SHOCK ABSORBER SUB-ASSY AMORTIGUADOR COMPL | 1 | | | S(17.7") S(17.7") |
| | 688-43107-05-8D | SHOCK ABSORBER SUB-ASSY AMORTIGUADOR COMPL | 1 | | | X(25.5") X(25.5") |
| 3 | 688-43631-00 | LEVER, TILT PALANCA DE INCLINACION | 1 | | | S(17.7") S(17.7") |
| | 688-43631-10 | LEVER, TILT PALANCA DE INCLINACION | 1 | | | X(25.5") X(25.5") |
| 4 | 97080-06010 | BOLT PERNO | 1 | | | |
| 5 | 688-43124-02 | PIN, LOWER SHOCK MOUNT PASADOR DE AMORTIGUADOR INFERI | 1 | | | |
| 6 | 90386-18M21 | BUSH BUJE | 1 | | | S(17.7") S(17.7") |
| 7 | 90386-18M63 | BUSH BUJE | 2 | | | X(25.5") X(25.5") |
| 8 | 90386-18M35 | BUSH BUJE | 4 | | | |
| 9 | 682-43318-01 | COVER CUBIERTA | 1 | | | X(25.5") X(25.5") |
| 10 | 688-43186-00 | LEVER PALANCA | 1 | | | X(25.5") X(25.5") |
| 11 | 91690-30020 | PIN, SPRING PASADOR DE RESORTE | 1 | | | X(25.5") X(25.5") |
| 12 | 6J8-41262-00 | JOINT, CHOKE LEVER CONECTOR DE AHOGADOR | 1 | | | X(25.5") X(25.5") |
| 13 | 688-43616-00 | ROD, TILT LOCK VARILLA SEGURO DE INCLINACION | 1 | | | X(25.5") X(25.5") |
| 14 | 90202-03M51 | WASHER, PLATE ARANDELA DE PLANA | 1 | | | X(25.5") X(25.5") |
| 15 | 688-43651-00 | LEVER, REVERSE LOCK 1 PALANCA SEGURO DE RESERVA | 1 | | | X(25.5") X(25.5") |

FIG. 21 BRACKET 3

SOPORTE 3

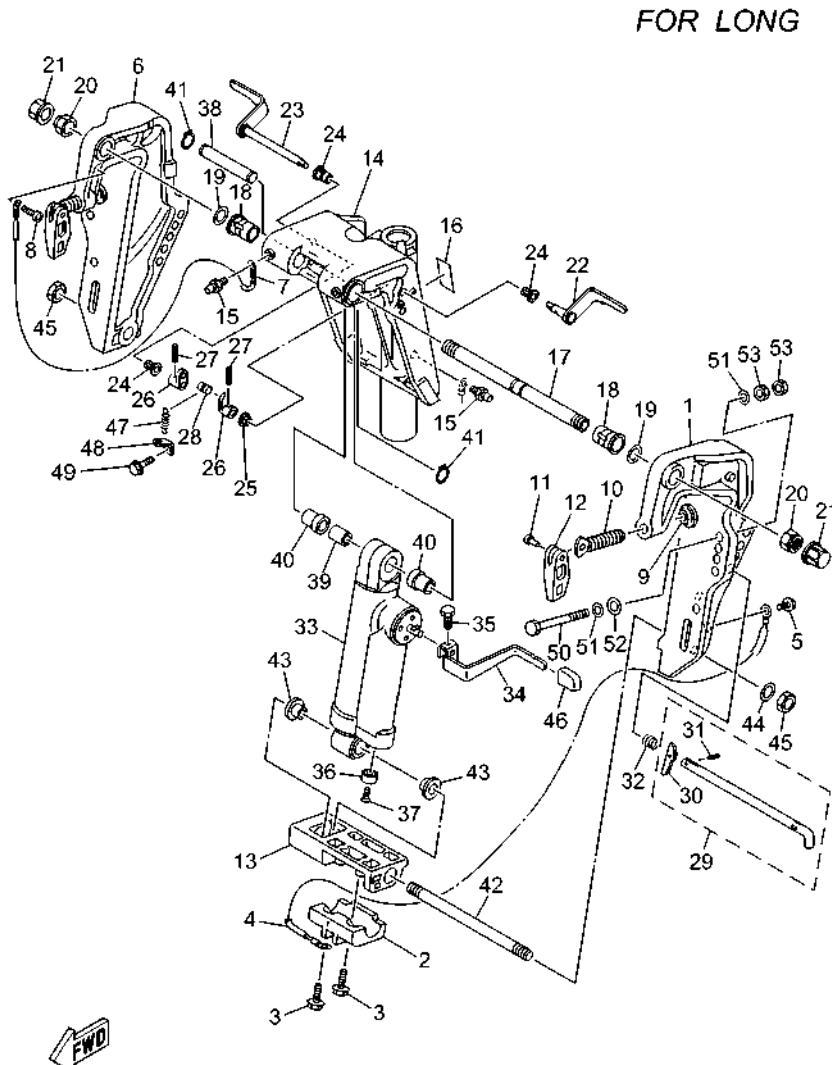


69DP200-X210

| REF. NO. | PART NO. CODIGO N° | DESCRIPTION DESCRIPCION | MHD | WHD | WD | REMARKS OBSERVACIONES |
|----------|--------------------|---|-----|-----|----|-----------------------|
| 1 | 63D-43111-01-8D | BRACKET, CLAMP 1 SOPORTE DE LA ABRAZADERA 1 | 1 | 1 | 1 | |
| 2 | 63D-45251-01 | ANODE CATODE | 1 | 1 | 1 | |
| 3 | 97E95-06525 | BOLT, HEXAGON W/W DEEP RECESS TORNILLO HEXAGONAL CON RONDONA | 2 | 2 | 2 | |
| 4 | 6H1-82148-00 | WIRE, LEAD 4 CABLE CONDUCTOR 4 | 1 | 1 | 1 | |
| 5 | 97E95-06510 | BOLT, HEXAGON W/W DEEP RECESS TORNILLO HEXAGONAL CON RONDONA | 1 | 1 | 1 | |
| 6 | 63D-43112-01-8D | BRACKET, CLAMP 2 SOPORTE DE LA ABRAZADERA 2 | 1 | 1 | 1 | |
| 7 | 63D-82148-00 | WIRE, LEAD 4 CABLE CONDUCTOR 4 | 1 | 1 | 1 | |
| 8 | 97885-06008 | SCREW, PAN HEAD TORNILLO A MUESCA | 1 | 1 | 1 | |
| 9 | 648-43114-01 | PAD, TRANSOM CLAMP ARANDELA DE ABRAZADERA | 2 | 2 | 2 | |
| 10 | 663-43116-01 | SCREW, TRANSOM CLAMP TORNILLO DE ABRAZADERA | 2 | 2 | 2 | |
| 11 | 90243-04007 | PIN PASADOR | 2 | 2 | 2 | |
| 12 | 663-43118-01-8D | HANDLE, TRANSOM CLAMP MANIJA DE LA ABRAZADERA DEL ES | 2 | 2 | 2 | |
| 13 | 63D-43128-01-8D | SPACER, CLAMP BRACKET ESPACIADOR ABRAZADERA SOPORTE | 1 | 1 | 1 | |
| 14 | 69D-43311-11-8D | BRACKET, SWIVEL 1 SOPORTE GIRATORIO 1 | 1 | 1 | 1 | |
| 15 | 93700-06M03 | NIPPLE, GREASE BOQUILLA DE ENGRASAR | 3 | 3 | 3 | |
| 16 | 63D-43691-00 | INDICATOR, TILT INDICADOR | 1 | 1 | 1 | |
| 17 | 63D-43131-01 | BOLT, CLAMP BRACKET TORNILLO DE ABRAZADERA DEL SOP | 1 | 1 | 1 | |
| 18 | 90386-22M15 | BUSH BUJE | 2 | 2 | 2 | |
| 19 | 90201-22M03 | WASHER, PLATE ARANDELA PLANA | 2 | 2 | 2 | |
| 20 | 90185-22043 | NUT, SELF-LOCKING TUERCA AUTOBLOCANTE | 2 | 2 | 2 | |
| 21 | 6G5-43145-01 | CAP, CLAMP BRACKET TAPA | 2 | 2 | 2 | |
| 22 | 6H5-43181-03 | LEVER, TILT STOP 1 PALANCA TOPE INCLINACION 1 | 1 | 1 | 1 | |
| 23 | 6H5-43185-03 | LEVER, TILT STOP 2 PALANCA TOPE INCLINACION 2 | 1 | 1 | 1 | |
| 24 | 90386-10M16 | BUSH BUJE | 3 | 3 | 3 | |
| 25 | 90386-10025 | BUSH BUJE | 1 | 1 | 1 | |
| 26 | 6G5-43148-00 | COLLAR, DISTANCE COLLAR | 2 | 2 | 2 | |
| 27 | 91690-30020 | PIN, SPRING PASADOR DE RESORTE | 2 | 2 | 2 | |

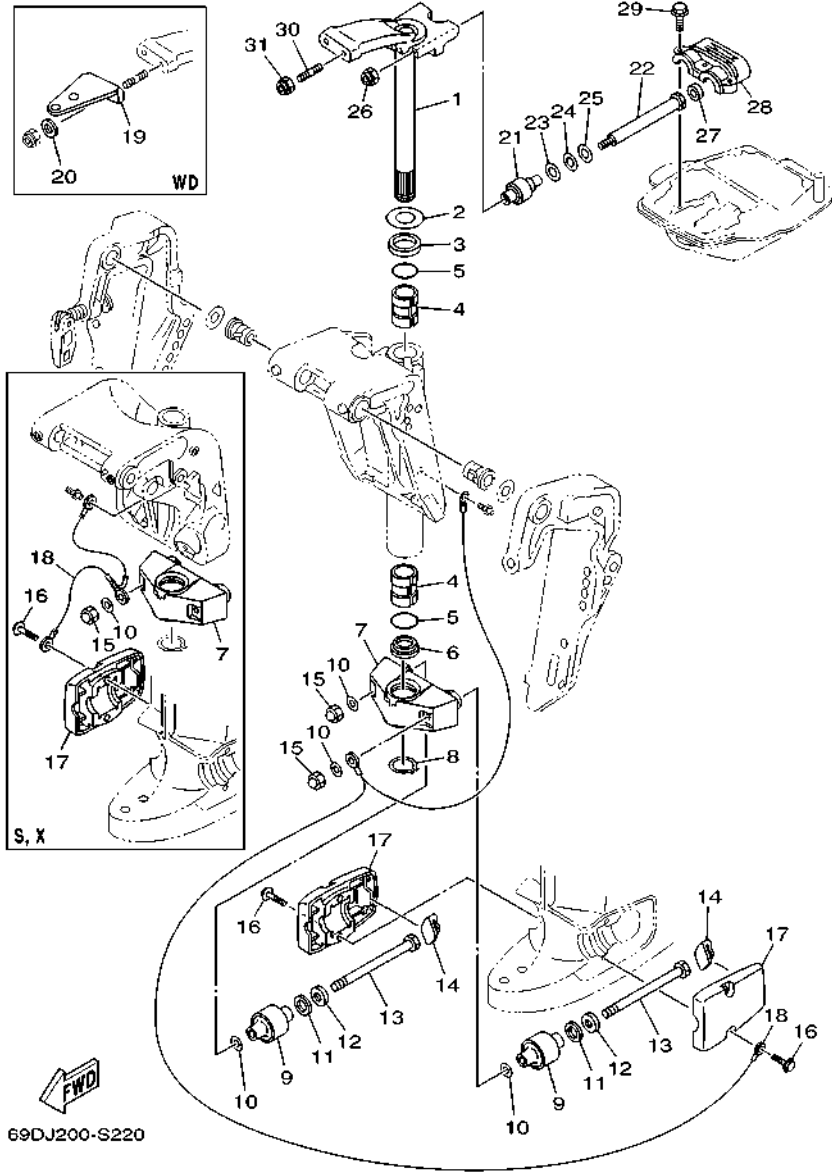
FIG. 21 BRACKET 3

SOPORTE 3



69DP200-X210

| REF. NO. | PART NO. CODIGO N° | DESCRIPTION DESCRIPCION | MHD | WHD | WD | REMARKS OBSERVACIONES |
|----------|--------------------|---|-----|-----|----|-----------------------|
| 28 | 90249-06M19 | PIN PASADOR | 1 | 1 | 1 | |
| 29 | 688-43160-01 | TILT ROD ASSY VARILLA DE BASCULACION COMPL. | 1 | 1 | 1 | |
| 30 | 688-43165-00 | .PLATE, TILT LOCK .PLACA DE TOPE, VARILLA SEGURID | 1 | 1 | 1 | |
| 31 | 91690-30012 | .PIN, SPRING .PASADOR DE RESORTE | 1 | 1 | 1 | |
| 32 | 90502-16M02 | SPRING, CONICAL RESORTE CONICO | 1 | 1 | 1 | |
| 33 | 69D-43107-12-8D | SHOCK ABSORBER SUB-ASSY AMORTIGUADOR COMPL | 1 | 1 | 1 | |
| 34 | 69D-43631-00 | LEVER, TILT PALANCA DE INCLINACION | 1 | 1 | 1 | |
| 35 | 97D95-06010 | BOLT, HEXAGON DEEP RECESS TORNILLO HEXAGONAL | 1 | 1 | 1 | |
| 36 | 663-45251-00 | ANODE CATODE | 1 | 1 | 1 | |
| 37 | 90152-06M01 | SCREW, COUNTERSUNK TORNILLO EMBUTIDO | 1 | 1 | 1 | |
| 38 | 69D-43126-01 | PIN, UPPER SHOCK MOUNT PASADOR DE AMORTIGUADOR SUPERI | 1 | 1 | 1 | |
| 39 | 90387-16003 | COLLAR ESPACIADOR | 1 | 1 | 1 | |
| 40 | 90387-16004 | COLLAR ESPACIADOR | 2 | 2 | 2 | |
| 41 | 93410-16097 | CIRCLIP SEGURO | 2 | 2 | 2 | |
| 42 | 90116-18M52 | BOLT, STUD ESPARRAGO | 1 | 1 | 1 | |
| 43 | 90386-18M44 | BUSH BUJE | 2 | 2 | 2 | |
| 44 | 92995-18600 | WASHER ARANDELA | 1 | 1 | 1 | |
| 45 | 90170-18M10 | NUT TUERCA | 2 | 2 | 2 | |
| 46 | 682-43318-01 | COVER CUBIERTA | 1 | 1 | 1 | |
| 47 | 90506-14M24 | SPRING, TENSION RESORTE DE TENSION | 1 | 1 | 1 | |
| 48 | 6G5-43144-00 | HOOK, SPRING GANCHO | 1 | 1 | 1 | |
| 49 | 97E95-06512 | BOLT, HEXAGON W/W DEEP RECESS TORNILLO HEXAGONAL CON RONDONA | 1 | 1 | 1 | |
| 50 | 90101-12063 | BOLT (L:105MM) TORNILLO (L:105MM) | 4 | 4 | 4 | |
| 51 | 90201-12062 | WASHER, PLATE ARANDELA PLANA | 8 | 8 | 8 | |
| 52 | 90201-12426 | WASHER, PLATE ARANDELA PLANA | 4 | 4 | 4 | |
| 53 | 95380-12600 | NUT TUERCA | 8 | 8 | 8 | |



69DJ200-S220

FIG. 22 BRACKET 4

SOPORTE 4

| REF. NO. | PART NO. CODIGO N° | DESCRIPTION DESCRIPCION | MHD | WHD | WD | REMARKS OBSERVACIONES |
|----------|--------------------|---------------------------------|-----|-----|----|-----------------------|
| 1 | 6H3-42510-03-8D | STEERING BRACKET ASSY | 1 | | | S(17.7") |
| | 69D-42510-11-8D | SOPORTE DIRECCION COMPL. | | | | S(17.7") |
| | | | 1 | 1 | 1 | L(22.5"),X(25.5") |
| 2 | 90201-30M00 | WASHER, PLATE | 1 | 1 | 1 | L(22.5"),X(25.5") |
| | | ARANDELA PLANA | | | | |
| 3 | 90386-30M78 | BUSH | 1 | 1 | 1 | |
| | | BUJE | | | | |
| 4 | 90386-30M77 | BUSH | 2 | 2 | 2 | |
| | | BUJE | | | | |
| 5 | 93210-29M94 | O-RING | 2 | 2 | 2 | |
| | | ANILLO O | | | | |
| 6 | 90386-30M60 | BUSH | 1 | 1 | 1 | |
| | | BUJE | | | | |
| 7 | 6H3-44551-01-8D | HOUSING, LOWER MOUNT RUBBER 1 | 1 | | | S(17.7") |
| | | CAJA AMORTIGUADOR INFERIOR HU | | | | S(17.7") |
| | 69D-44551-11-8D | HOUSING, LOWER MOUNT RUBBER 1 | 1 | 1 | 1 | L(22.5"),X(25.5") |
| | | CAJA AMORTIGUADOR INFERIOR HU | | | | L(22.5"),X(25.5") |
| 8 | 93410-28M06 | CIRCLIP | 1 | 1 | 1 | |
| | | SEGURO | | | | |
| 9 | 687-44555-00 | MOUNT DAMPER, LOWER SIDE | 2 | 2 | 2 | S(17.7"),L(22.5") |
| | | AMORTIGUADOR DE HULE LADO INFE | | | | S(17.7"),L(22.5") |
| | 688-44555-00 | MOUNT DAMPER, LOWER SIDE | 2 | | | X(25.5") |
| | | AMORTIGUADOR DE HULE LADO INFE | | | | X(25.5") |
| 10 | 90201-12M16 | WASHER, PLATE | 4 | 4 | 4 | |
| | | ARANDELA PLANA | | | | |
| 11 | 90202-25M04 | WASHER, PLATE | 2 | 2 | 2 | |
| | | ARANDELA DE PLANA | | | | |
| 12 | 90201-13M19 | WASHER, PLATE | 2 | 2 | 2 | |
| | | ARANDELA PLANA | | | | |
| 13 | 90109-12M21 | BOLT | 2 | 2 | 2 | |
| | | PERNO | | | | |
| 14 | 688-44575-01 | DAMPER, LOWER MOUNT RUBBER | 2 | 2 | 2 | |
| | | AMORTIGUADOR INFERIOR | | | | |
| 15 | 95380-12800 | NUT, CROWN | 2 | 2 | 2 | |
| | | TUERCA | | | | |
| 16 | 97E75-08540 | BOLT, HEXAGON W/W DEEP RECESS | 4 | 4 | 4 | |
| | | TORNILLO HEXAGONAL CON RONDONA | | | | |
| 17 | 6H3-44553-10-8D | COVER, LOWER MOUNT | 2 | 2 | 2 | |
| | | CUBIERTA, AMORTIGUADOR INFERIOR | | | | |
| 18 | 6H1-82127-00 | WIRE, LEAD 2 | 1 | | | S(17.7"),X(25.5") |
| | | CABLE CONDUCTOR 2 | | | | S(17.7"),X(25.5") |
| | 69D-82127-00 | WIRE, LEAD 2 | 1 | 1 | 1 | L(22.5") |
| | | CABLE CONDUCTOR 2 | | | | L(22.5") |
| 19 | 6H3-48511-52 | HOOK, STEERING | | | 1 | STEERING GUIDE |
| | | GANCHO DIRECCION | | | | STEERING GUIDE |
| 20 | 90201-10049 | WASHER, PLATE | | | 2 | |
| | | ARANDELA PLANA | | | | |
| 21 | 688-44514-00 | MOUNT DAMPER, UPPER SIDE | 2 | 2 | 2 | |
| | | AMORTIGUADOR LADO SUPERIOR | | | | |
| 22 | 90101-10041 | BOLT | 2 | 2 | 2 | |
| | | TORNILLO | | | | |
| 23 | 90201-20M21 | WASHER, PLATE | 2 | 2 | 2 | |
| | | ARANDELA PLANA | | | | |

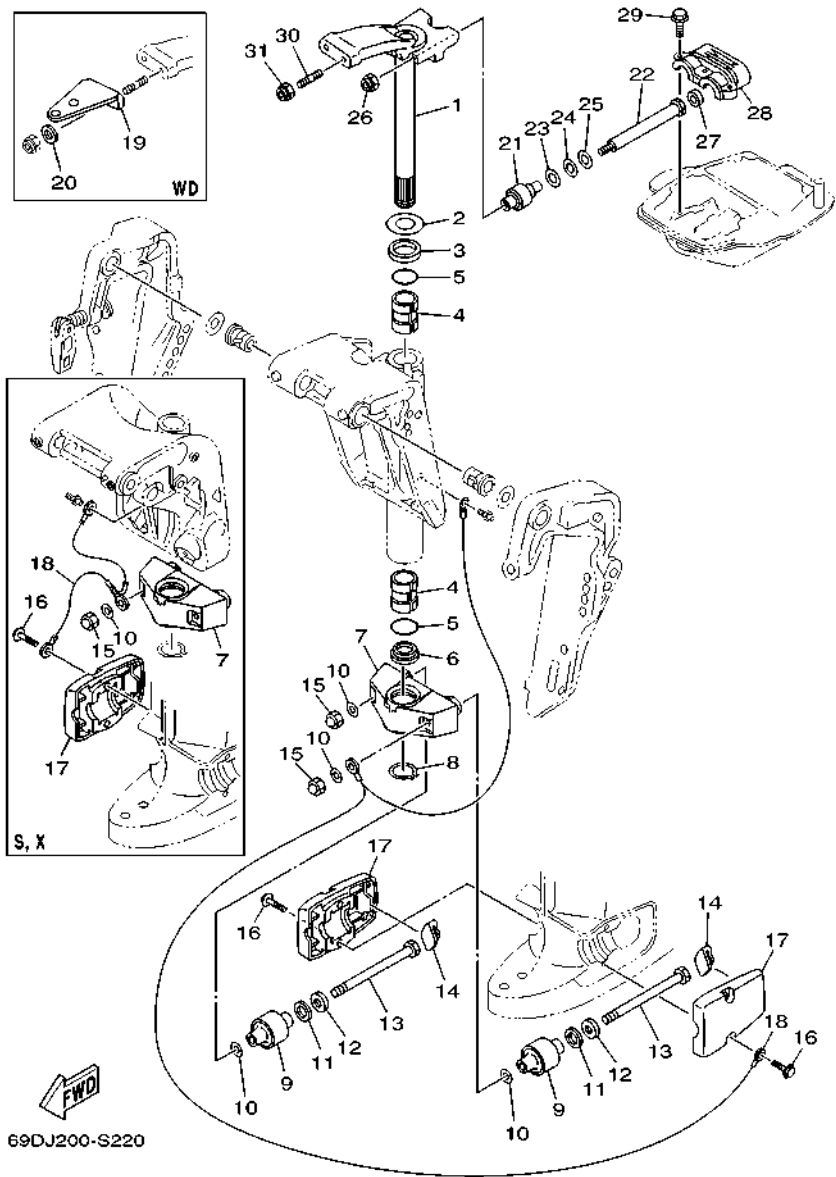


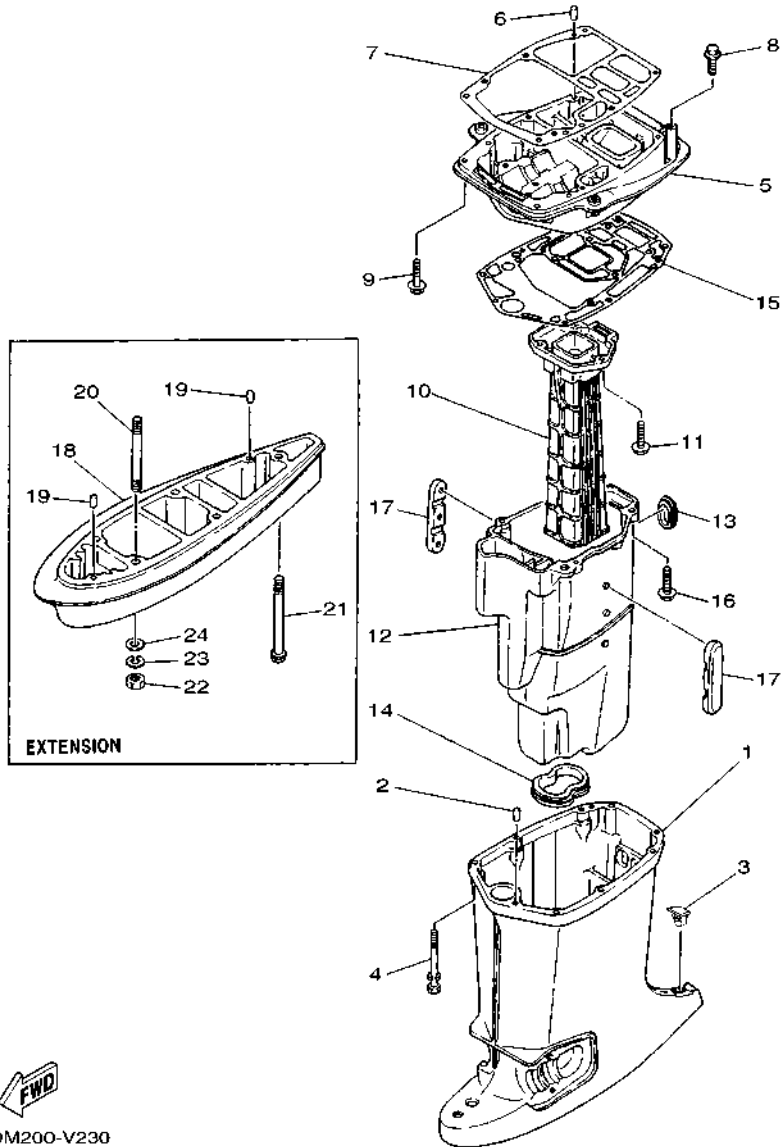
FIG. 22 BRACKET 4

SOPORTE 4

| REF. NO. | PART NO. CODIGO N° | DESCRIPTION DESCRIPCION | MHD | WHD | WD | REMARKS OBSERVACIONES |
|----------|--------------------|---|-----|-----|----|-----------------------|
| 24 | 90202-20M06 | WASHER, PLATE ARANDELA DE PLANA | 2 | 2 | 2 | |
| 25 | 90201-11M22 | WASHER, PLATE ARANDELA PLANA | 2 | 2 | 2 | |
| 26 | 90185-10027 | NUT, SELF-LOCKING TUERCA AUTOBLOCANTE | 2 | 2 | 2 | |
| 27 | 663-44575-01 | DAMPER, LOWER MOUNT RUBBER AMORTIGUADOR INFERIOR | 2 | 2 | 2 | |
| 28 | 688-44511-00 | COVER, UPPER MOUNT CUBIERTA AMORTIGUADOR SUPERIOR | 1 | 1 | 1 | |
| 29 | 97E75-08535 | BOLT, HEXAGON W/W DEEP RECESS TORNILLO HEXAGONAL CON RONDONA | 3 | 3 | 3 | |
| 30 | 90116-10063 | BOLT, STUD ESPARRAGO | 2 | 2 | 2 | |
| 31 | 90185-10027 | NUT, SELF-LOCKING TUERCA AUTOBLOCANTE | 2 | 2 | 2 | |
| | | | | | | |
| | | | | | | |
| | | | | | | |
| | | | | | | |
| | | | | | | |

FIG. 23 UPPER CASING

FUNDA SUPERIOR

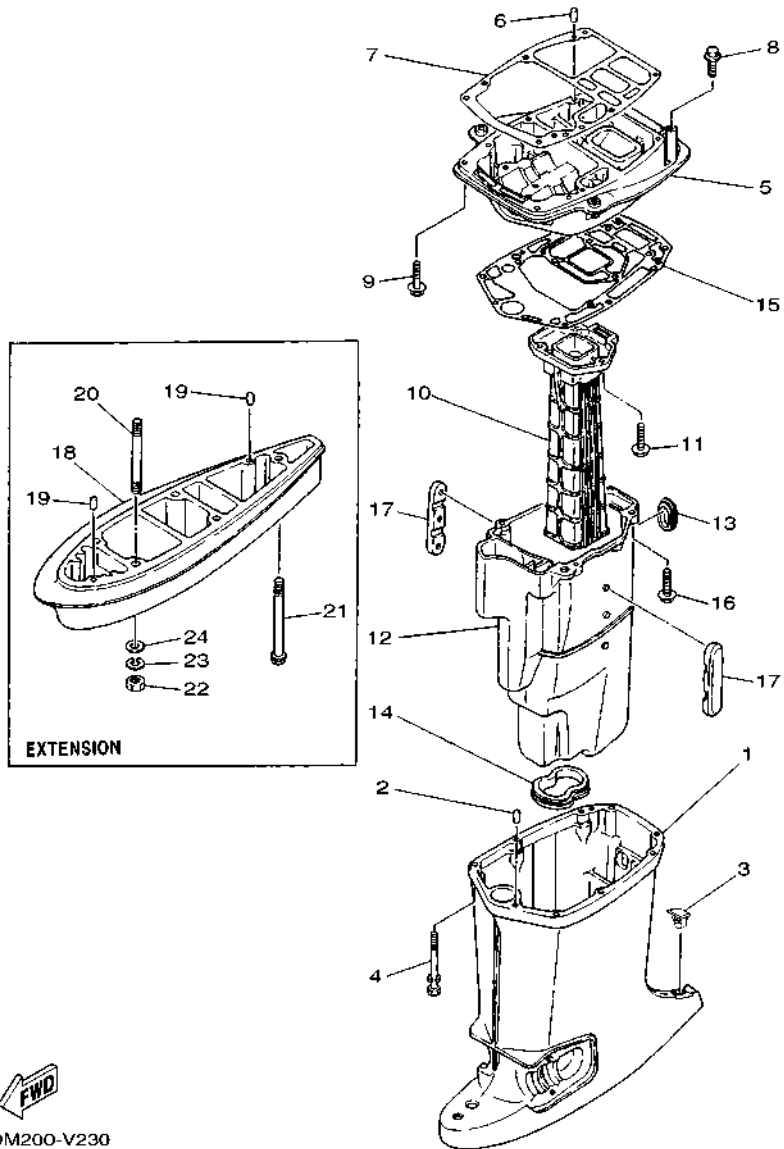


*1: EXCEPT FOR OMN,CHN,KOR,TWN,BRN,OTH

| REF. NO. | PART NO. CODIGO N° | DESCRIPTION DESCRIPCION | MHD | WHD | WD | REMARKS OBSERVACIONES |
|----------|--------------------|---|-----|-----|----|--|
| 1 | 6H3-45111-01-8D | CASING, UPPER CAJA SUPERIOR | 1 | | | S(17.7") S(17.7") |
| | 6H3-45111-13-8D | CASING, UPPER CAJA SUPERIOR | 1 | 1 | 1 | L(22.5"),X(25.5") L(22.5"),X(25.5") |
| 2 | 93606-12019 | PIN, DOWEL PASADOR DE CLAVIJA | 2 | 2 | 2 | |
| 3 | 6C5-45155-01 | CAP TAPA | 1 | 1 | 1 | |
| 4 | 90119-08M81 | BOLT, WITH WASHER TORNILLO CON ARANDELA | 6 | 6 | 6 | |
| 5 | 6H3-41137-01-CA | GUIDE, EXHAUST GUIA DE ESCAPE | 1 | 1 | 1 | |
| 6 | 93606-12019 | PIN, DOWEL PASADOR DE CLAVIJA | 2 | 2 | 2 | |
| 7 | 6H3-45113-A0 | GASKET, UPPER CASING EMPAQUE | 1 | 1 | 1 | |
| 8 | 97E75-08530 | BOLT, HEXAGON W/W DEEP RECESS TORNILLO HEXAGONAL CON RONDONA | 2 | 2 | 2 | |
| 9 | 97E75-08535 | BOLT, HEXAGON W/W DEEP RECESS TORNILLO HEXAGONAL CON RONDONA | 2 | 2 | 2 | |
| 10 | 6H2-41131-00-CA | MANIFOLD, EXT. 1 TUBO MULTIPLE DE ESCAPE | 1 | 1 | 1 | |
| | 69D-41131-00-CA | MANIFOLD, EXT. 1 TUBO MULTIPLE DE ESCAPE | | 1 | | *1 *1 |
| 11 | 97E75-08530 | BOLT, HEXAGON W/W DEEP RECESS TORNILLO HEXAGONAL CON RONDONA | 3 | 3 | 3 | |
| 12 | 6H3-14711-01-CA | MUFFLER 1 SILENCIADOR 1 | 1 | | | S(17.7") S(17.7") |
| | 6H3-14711-11-CA | MUFFLER 1 SILENCIADOR 1 | 1 | 1 | 1 | L(22.5"),X(25.5") L(22.5"),X(25.5") |
| | 69D-14711-10-CA | MUFFLER 1 SILENCIADOR 1 | | 1 | | L(22.5") *1 L(22.5") *1 |
| 13 | 6H3-45127-01 | SEAL SELLO DE GOMA | 1 | 1 | 1 | |
| 14 | 6H3-45123-00 | GASKET, MUFFLER EMPAQUE SILENCIADOR | 1 | 1 | 1 | |
| 15 | 6H3-45114-A1 | GASKET, UPPER CASING EMPAQUE | 1 | 1 | 1 | |
| 16 | 97E75-08530 | BOLT, HEXAGON W/W DEEP RECESS TORNILLO HEXAGONAL CON RONDONA | 4 | 4 | 4 | |
| 17 | 6H3-14737-01 | DAMPER, MUFFLER AMORTIGUADOR DE SILENCIADOR | 2 | | | S(17.7") S(17.7") |
| | 6H3-14737-11 | DAMPER, MUFFLER AMORTIGUADOR DE SILENCIADOR | 2 | 2 | 2 | L(22.5"),X(25.5") L(22.5"),X(25.5") |
| 18 | 696-45211-01-8D | EXTENSION EXTENSION | 1 | 1 | 1 | S(17.7"),L(22.5") S(17.7"),L(22.5") |
| | 688-45211-01-8D | EXTENSION EXTENSION | 1 | | | X(25.5") X(25.5") |
| 19 | 93606-12019 | PIN, DOWEL PASADOR DE CLAVIJA | 2 | 2 | 2 | |
| 20 | 90116-10M31 | BOLT, STUD ESPARRAGO | 4 | 4 | 4 | S(17.7"),L(22.5") S(17.7"),L(22.5") |
| | 90116-10M05 | BOLT, STUD ESPARRAGO | 4 | | | X(25.5") X(25.5") |

FIG. 23 UPPER CASING

FUNDA SUPERIOR



69DM200-V230

*1: EXCEPT FOR OMN, CHN, KOR, TWN, BRN, OTH

| REF. NO. | PART NO. CODIGO N° | DESCRIPTION DESCRIPCION | MHD | WHD | WD | REMARKS OBSERVACIONES |
|----------|--------------------|--|-----|-----|----|-------------------------------|
| 21 | 90119-08155 | BOLT, WITH WASHER TORNILLO CON ARANDELA | 1 | 1 | 1 | S(17.7"),L(22.5") |
| | 90119-08158 | BOLT, WITH WASHER TORNILLO CON ARANDELA | 1 | | | S(17.7"),L(22.5") X(25.5") |
| 22 | 95380-10600 | NUT TUERCA | 4 | 4 | 4 | X(25.5") |
| 23 | 92990-10100 | WASHER, SPRING ARANDELA PLANA | 4 | 4 | 4 | |
| 24 | 92995-10600 | WASHER ARANDELA | 4 | 4 | 4 | |
| ----- | | | | | | |
| ----- | | | | | | |
| ----- | | | | | | |
| ----- | | | | | | |
| ----- | | | | | | |
| ----- | | | | | | |
| ----- | | | | | | |
| ----- | | | | | | |
| ----- | | | | | | |
| ----- | | | | | | |
| ----- | | | | | | |
| ----- | | | | | | |
| ----- | | | | | | |
| ----- | | | | | | |
| ----- | | | | | | |
| ----- | | | | | | |
| ----- | | | | | | |
| ----- | | | | | | |
| ----- | | | | | | |
| ----- | | | | | | |
| ----- | | | | | | |
| ----- | | | | | | |
| ----- | | | | | | |
| ----- | | | | | | |
| ----- | | | | | | |

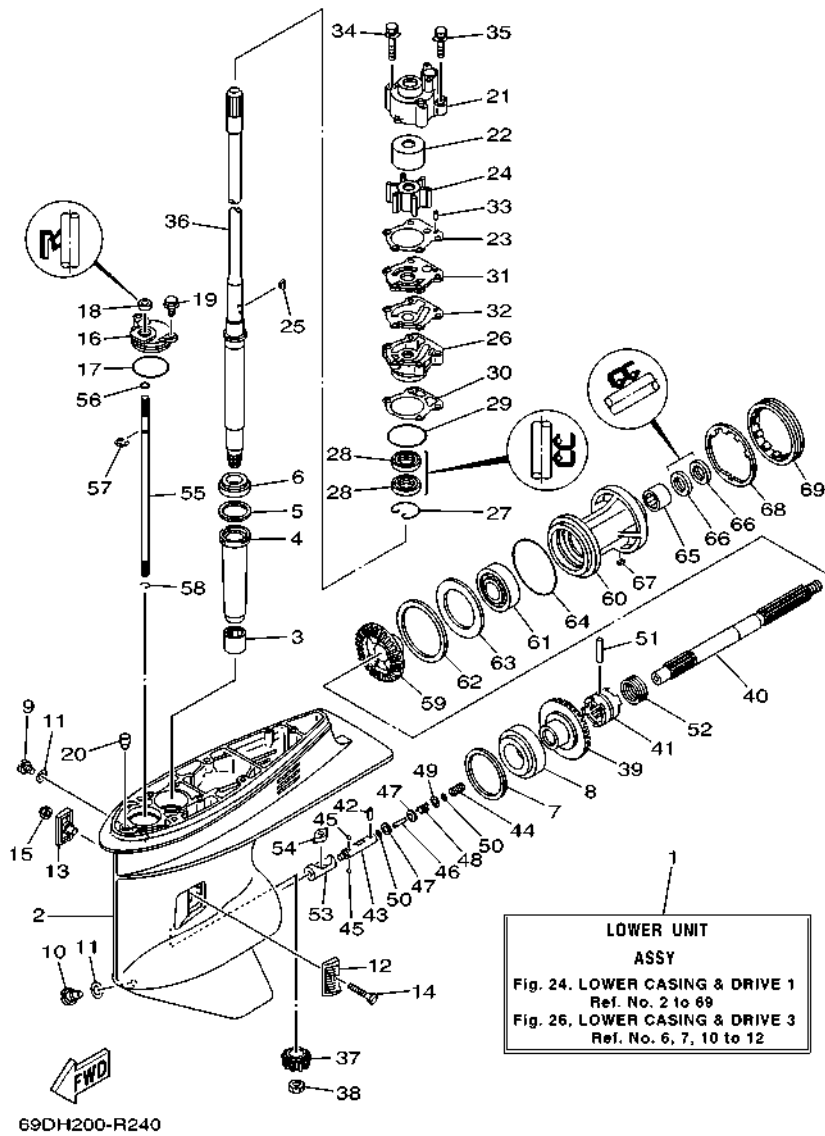


FIG. 24 LOWER CASING & DRIVE 1

IMPULSOR E INFERIOR 1

| REF. NO. | PART NO. CODIGO N° | DESCRIPTION DESCRIPCION | MHD | WHD | WD | REMARKS OBSERVACIONES |
|----------|--------------------|--|-----|-----|----|-----------------------|
| 1 | 69D-45300-03-8D | LOWER UNIT ASSY CONJUNTO UNIDAD INFERIOR | 1 | | | S(17.7") S(17.7") |
| | 69D-45300-13-8D | LOWER UNIT ASSY CONJUNTO UNIDAD INFERIOR | 1 | 1 | 1 | L(22.5") L(22.5") |
| | 69D-45300-23-8D | LOWER UNIT ASSY CONJUNTO UNIDAD INFERIOR | 1 | | | X(25.5") X(25.5") |
| 2 | 6H1-45301-03-8D | CASING, LOWER FUNDA INFERIOR COMPLETA | 1 | 1 | 1 | |
| 3 | 93315-325V1 | BEARING COJINETE DE RODILLOS | 1 | 1 | 1 | |
| 4 | 688-45536-01 | SLEEVE, DRIVE SHAFT CAMISA EJE DE MANDO | 1 | 1 | 1 | |
| 5 | 688-45587-01 | SHIM (T:0.10MM) LAINA (T:0.10MM) | 1 | 1 | 1 | UR |
| | 688-45587-10 | SHIM (T:0.12MM) LAINA (T:0.12MM) | 1 | 1 | 1 | UR |
| | 688-45587-20 | SHIM (T:0.15MM) LAINA (T:0.15MM) | 1 | 1 | 1 | UR |
| | 688-45587-30 | SHIM (T:0.18MM) LAINA (T:0.18MM) | 1 | 1 | 1 | UR |
| | 688-45587-40 | SHIM (T:0.30MM) LAINA (T:0.30MM) | 1 | 1 | 1 | UR |
| | 688-45587-50 | SHIM (T:0.40MM) LAINA (T:0.40MM) | 1 | 1 | 1 | UR |
| | 688-45587-60 | SHIM (T:0.50MM) LAINA (T:0.50MM) | 1 | 1 | 1 | UR |
| 6 | 93332-000U3 | BEARING COJINETE | 1 | 1 | 1 | |
| 7 | 688-45567-01 | SHIM (T:0.10MM) LAINA (T:0.10MM) | 1 | 1 | 1 | UR |
| | 688-45567-10 | SHIM (T:0.12MM) LAINA (T:0.12MM) | 1 | 1 | 1 | UR |
| | 688-45567-20 | SHIM (T:0.15MM) LAINA (T:0.15MM) | 1 | 1 | 1 | UR |
| | 688-45567-30 | SHIM (T:0.18MM) LAINA (T:0.18MM) | 1 | 1 | 1 | UR |
| | 688-45567-40 | SHIM (T:0.30MM) LAINA (T:0.30MM) | 1 | 1 | 1 | UR |
| | 688-45567-50 | SHIM (T:0.40MM) LAINA (T:0.40MM) | 1 | 1 | 1 | UR |
| | 688-45567-60 | SHIM (T:0.50MM) LAINA (T:0.50MM) | 1 | 1 | 1 | UR |
| 8 | 93332-000W7 | BEARING COJINETE | 1 | 1 | 1 | |
| 9 | 90340-08002 | PLUG, STRAIGHT SCREW TORNILLO, DE DRENAJE | 1 | 1 | 1 | |
| 10 | 688-45341-10 | PLUG, DRAIN TAPON, DREN | 1 | 1 | 1 | |
| 11 | 90430-08003 | GASKET JUNTA | 2 | 2 | 2 | |
| 12 | 6H1-45214-00 | COVER, WATER INLET 1 CUBIERTA, ENTRADA AGUA 1 | 1 | 1 | 1 | |
| 13 | 6H1-45215-00 | COVER, WATER INLET 2 CUBIERTA, ENTRADA AGUA 2 | 1 | 1 | 1 | |

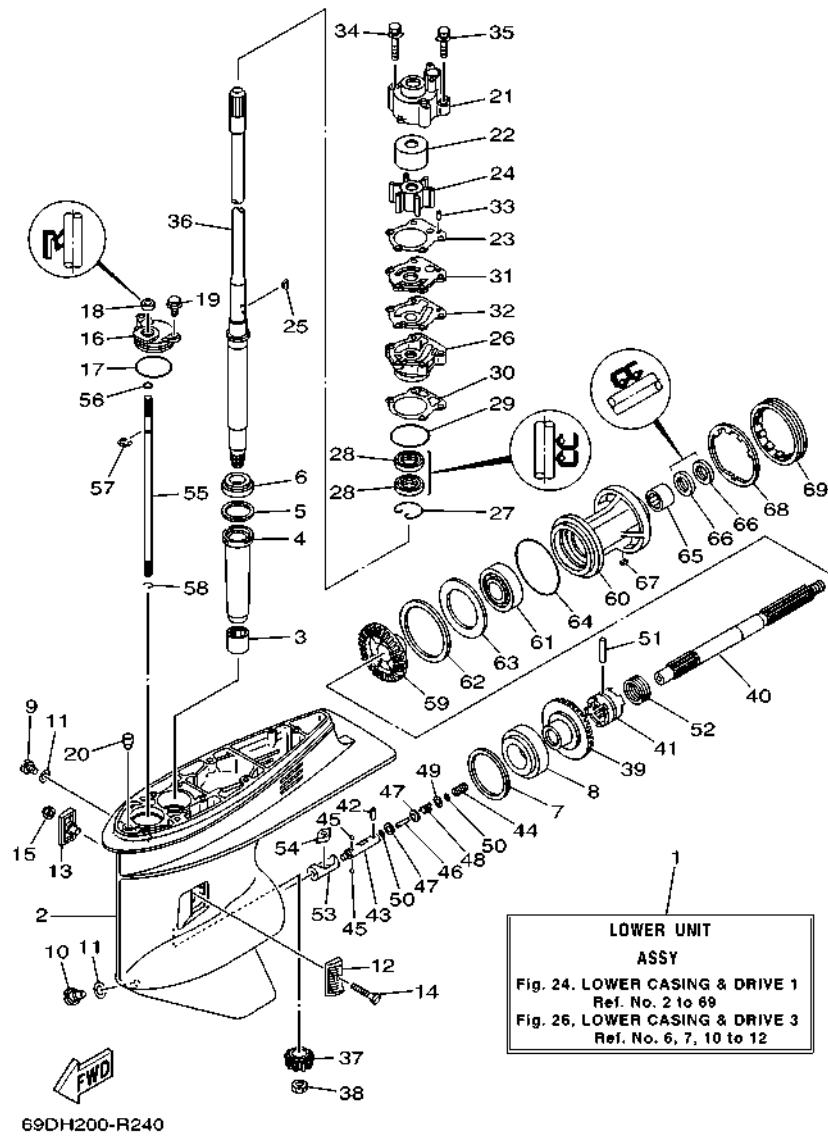


FIG. 24 LOWER CASING & DRIVE 1

IMPULSOR E INFERIOR 1

| REF. NO. | PART NO. CODIGO N° | DESCRIPTION DESCRIPCION | MHD | WHD | WD | REMARKS OBSERVACIONES |
|----------|--------------------|---|-----|-----|----|-----------------------|
| 14 | 90151-05M00 | SCREW, COUNTERSUNK TORNILLO EMBUTIDO | 1 | 1 | 1 | |
| 15 | 90185-05002 | NUT, NYLON TUERCA AUTOBLOCANTE | 1 | 1 | 1 | |
| 16 | 688-45321-00 | PLATE PLACA | 1 | 1 | 1 | |
| 17 | 93210-49046 | O-RING ANILLO O | 1 | 1 | 1 | |
| 18 | 93106-09014 | OIL SEAL SELLO ACEITE | 1 | 1 | 1 | |
| 19 | 97E95-06516 | BOLT, HEXAGON W/W DEEP RECESS TORNILLO HEXAGONAL CON RONDONA | 2 | 2 | 2 | |
| 20 | 6J8-45378-00 | NIPPLE, HOSE (PLUG) NIPLE MANGUERA (TAPON) | 1 | 1 | 1 | |
| 21 | 688-44311-01 | HOUSING, WATER PUMP CAJA BOMBA DE AGUA | 1 | 1 | 1 | |
| 22 | 69D-44322-00 | INSERT, CARTRIDGE CARTUCHO | 1 | 1 | 1 | |
| 23 | 688-44315-A0 | GASKET, WATER PUMP EMPAQUE | 1 | 1 | 1 | |
| 24 | 688-44352-03 | IMPELLER IMPULSOR | 1 | 1 | 1 | |
| 25 | 90280-04M04 | KEY, WOODRUFF CUNA WOODRUFF | 1 | 1 | 1 | |
| 26 | 6D8-44341-01-CA | HOUSING, WATER PUMP CAJA BOMBA DE AGUA | 1 | 1 | 1 | |
| 27 | 93450-44166 | CIRCLIP SEGURO | 1 | 1 | 1 | |
| 28 | 93101-25M03 | OIL SEAL SELLO ACEITE | 2 | 2 | 2 | |
| 29 | 93210-46044 | O-RING ANILLO O | 1 | 1 | 1 | |
| 30 | 688-44316-A0 | GASKET, WATER PUMP EMPAQUE | 1 | 1 | 1 | |
| 31 | 688-44323-40 | OUTER PLATE, CARTRIDGE PLACA EXTERIOR DEL CARTUCHO | 1 | 1 | 1 | |
| 32 | 688-44324-A0 | GASKET, CARTRIDGE EMPAQUE | 1 | 1 | 1 | |
| 33 | 93604-10M03 | PIN, DOWEL PASADOR DE CLAVIJA | 2 | 2 | 2 | |
| 34 | 90119-08196 | BOLT, WITH WASHER TORNILLO CON ARANDELA | 2 | 2 | 2 | |
| 35 | 90119-08192 | BOLT, WITH WASHER TORNILLO CON ARANDELA | 2 | 2 | 2 | |
| 36 | 69D-45501-00 | DRIVE SHAFT COMP. EJE DE MANDO COMPL. | 1 | | | S(17.7") S(17.7") |
| | 69D-45501-10 | DRIVE SHAFT COMP. EJE DE MANDO COMPL. | 1 | 1 | 1 | L(22.5") L(22.5") |
| | 69D-45501-20 | DRIVE SHAFT COMP. EJE DE MANDO COMPL. | 1 | | | X(25.5") X(25.5") |
| 37 | 6K5-45551-00 | PINION (12T) PINON (12T) | 1 | 1 | 1 | |
| 38 | 90170-16M01 | NUT TUERCA | 1 | 1 | 1 | |

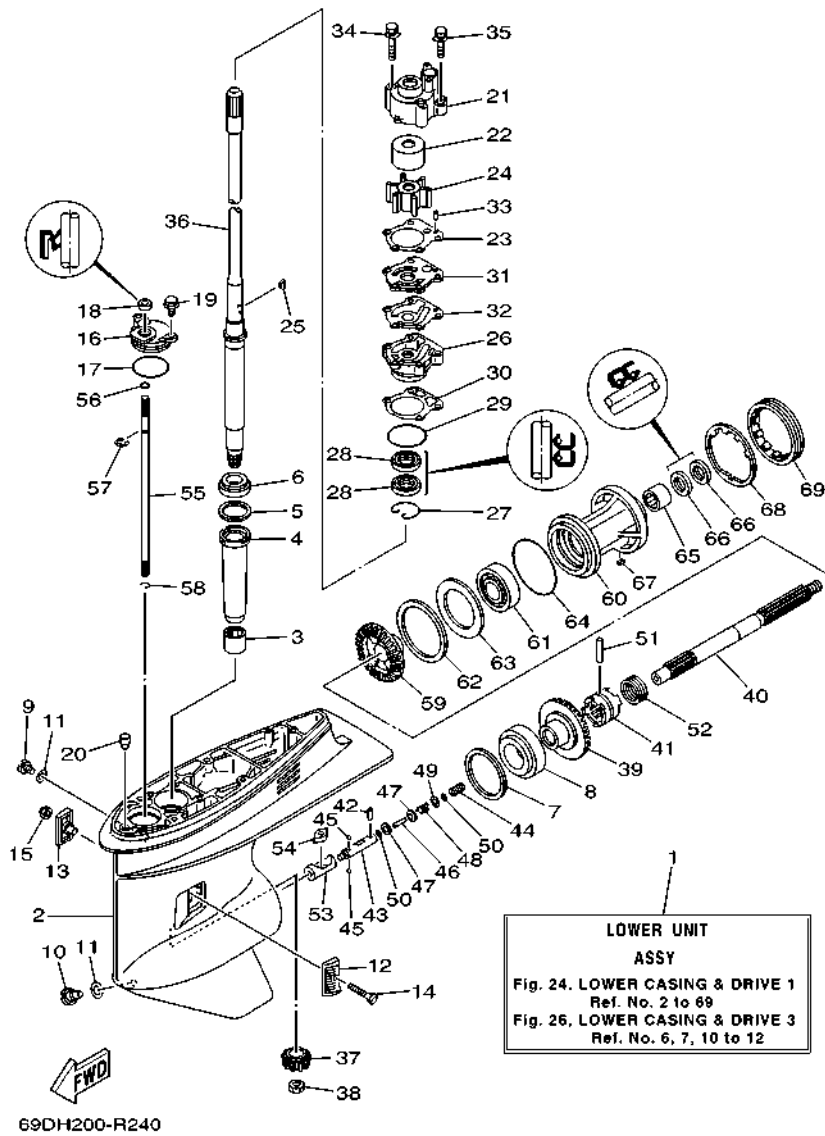


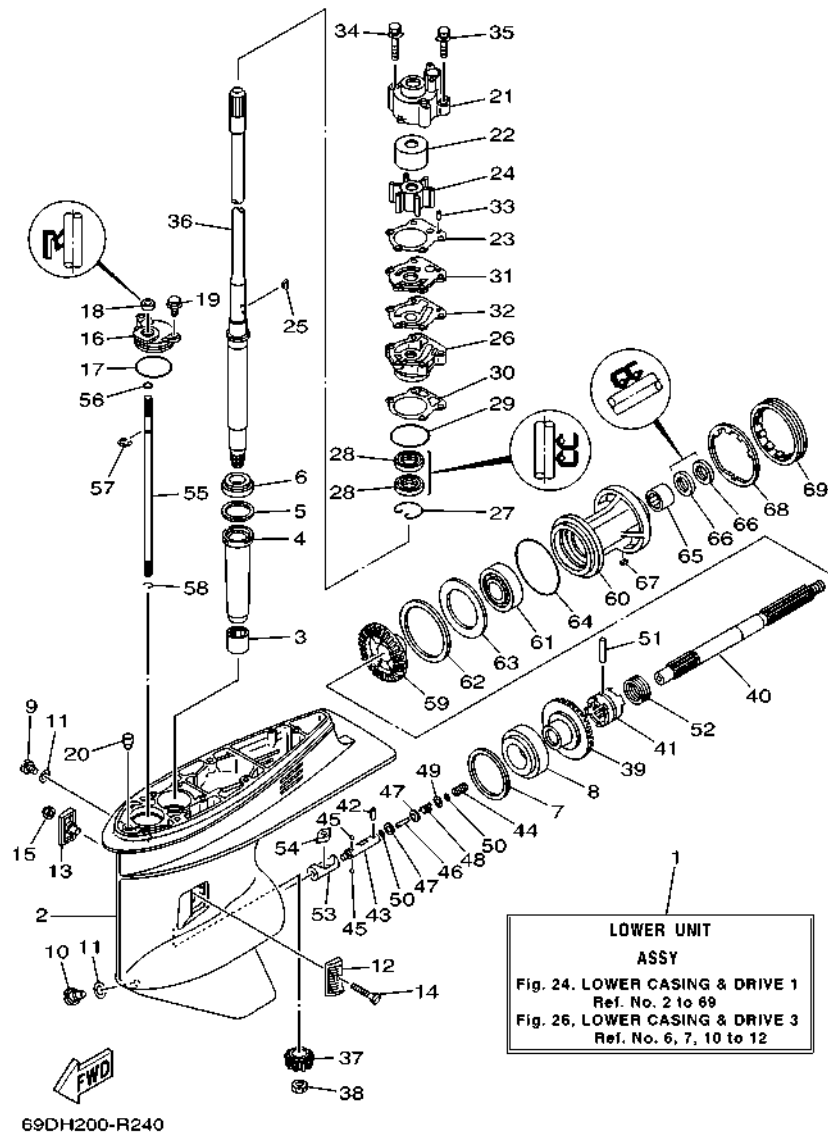
FIG. 24 LOWER CASING & DRIVE 1

IMPULSOR E INFERIOR 1

| REF. NO. | PART NO. CODIGO N° | DESCRIPTION DESCRIPCION | MHD | WHD | WD | REMARKS OBSERVACIONES |
|----------|--------------------|--|-----|-----|----|-----------------------|
| 39 | 6K5-45560-00 | GEAR 1 (28T) ENGRANAJE 1 (28T) | 1 | 1 | 1 | |
| 40 | 6H1-45611-01 | SHAFT, PROPELLER EJE PROPUSOR | 1 | 1 | 1 | |
| 41 | 6H1-45631-01 | CLUTCH, DOG EMBRAGUE DE GARRA | 1 | 1 | 1 | |
| 42 | 93603-12M11 | PIN, DOWEL PASADOR DE CLAVIJA | 1 | 1 | 1 | |
| 43 | 6H1-45634-02 | SLIDE, SHIFT DESlizADOR, CAMBIO | 1 | 1 | 1 | |
| 44 | 90501-16M65 | SPRING, COMPRESSION RESORTE DE COMPRESION | 1 | 1 | 1 | |
| 45 | 93503-16003 | BALL ESFERA | 2 | 2 | 2 | |
| 46 | 6H1-45668-00 | SHAFT, FREE 1 EJE 1 | 1 | 1 | 1 | |
| 47 | 6H1-45635-00 | PLUNGER, SHIFT EMBOLO DE CAMBIO | 2 | 2 | 2 | |
| 48 | 90501-12M48 | SPRING, COMPRESSION RESORTE DE COMPRESION | 1 | 1 | 1 | |
| 49 | 90201-03313 | WASHER, PLATE ARANDELA PLANA | 1 | 1 | 1 | |
| 50 | 90183-02M03 | NUT, SPRING TUERCA DE RESORTE | 2 | 2 | 2 | |
| 51 | 90250-07M02 | PIN, STRAIGHT PASADOR CILINDRICO | 1 | 1 | 1 | |
| 52 | 688-45633-00 | RING, CROSS PIN ANILLO DE PASADOR | 1 | 1 | 1 | |
| 53 | 6H1-45641-01 | SHIFTER CAMBIO | 1 | 1 | 1 | |
| 54 | 6H1-44151-00 | CAM, SHIFT LEVA DE CAMBIO | 1 | 1 | 1 | |
| 55 | 6H1-44144-00 | ROD, SHIFT 2 VARILLA DE CAMBIO 2 | 1 | 1 | 1 | |
| 56 | 93210-07003 | O-RING ANILLO O | 1 | 1 | 1 | |
| 57 | 99001-08600 | CIRCLIP PRESILLA REDONDA | 1 | 1 | 1 | |
| 58 | 93450-07M00 | CIRCLIP SEGURO | 1 | 1 | 1 | |
| 59 | 6H3-45571-00 | GEAR (28T) ENGRANAJE (28T) | 1 | 1 | 1 | |
| 60 | 688-45331-00-CA | HOUSING, BEARING CAJA DE COJINETE | 1 | 1 | 1 | |
| 61 | 93306-207U0 | BEARING COJINETE | 1 | 1 | 1 | |
| 62 | 688-45577-01 | SHIM (T:0.10MM) LAINA (T:0.10MM) | 1 | 1 | 1 | UR UR |
| | 688-45577-10 | SHIM (T:0.12MM) LAINA (:0.12MM) | 1 | 1 | 1 | UR UR |
| | 688-45577-20 | SHIM (T:0.15MM) LAINA (T:0.15MM) | 1 | 1 | 1 | UR UR |
| | 688-45577-30 | SHIM (T:0.18MM) LAINA (T:0.18MM) | 1 | 1 | 1 | UR UR |

FIG. 24 LOWER CASING & DRIVE 1

IMPULSOR E INFERIOR 1



| REF. NO. | PART NO. CODIGO N° | DESCRIPTION DESCRIPCION | MHD | WHD | WD | REMARKS OBSERVACIONES |
|----------|--------------------|--|-----|-----|----|-----------------------|
| 62 | 688-45577-40 | SHIM (T:0.30MM) LAINA (T:0.30MM) | 1 | 1 | 1 | UR |
| | 688-45577-50 | SHIM (T:0.40MM) LAINA (T:0.40MM) | 1 | 1 | 1 | UR |
| | 688-45577-60 | SHIM (T:0.50MM) LAINA (T:0.50MM) | 1 | 1 | 1 | UR |
| 63 | 688-45576-00 | WASHER, THRUST 2 ARANDELA DE EMPUJE AXIAL 2 | 1 | 1 | 1 | UR |
| 64 | 93210-85M97 | O-RING ANILLO O | 1 | 1 | 1 | UR |
| 65 | 93317-325U0 | BEARING COJINETE | 1 | 1 | 1 | |
| 66 | 93101-25M03 | OIL SEAL SELLO ACEITE | 2 | 2 | 2 | |
| 67 | 90282-04010 | KEY, STRAIGHT CHAVETA, RECTA | 1 | 1 | 1 | |
| 68 | 688-45383-02 | WASHER, CLAW ARANDELA DE UNA | 1 | 1 | 1 | |
| 69 | 688-45384-02 | NUT TUERCA | 1 | 1 | 1 | |

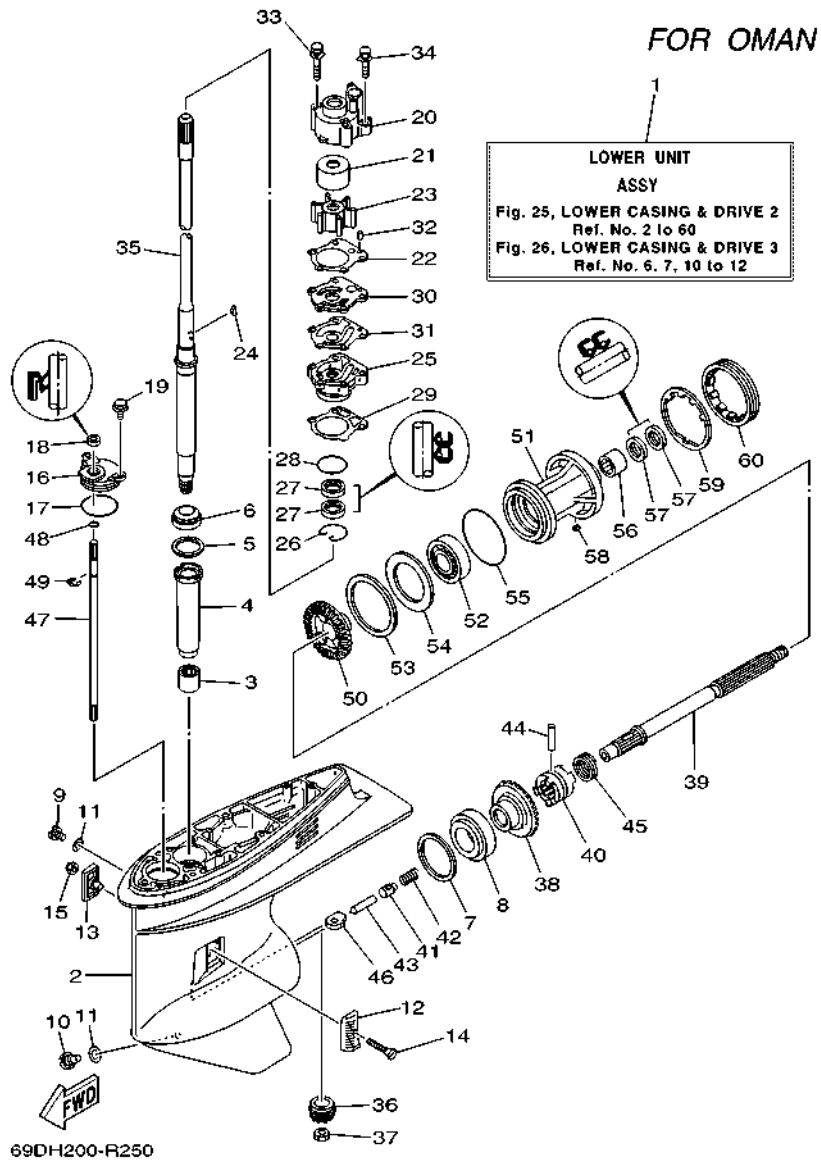


FIG. 25 LOWER CASING & DRIVE 2

IMPULSOR E INFERIOR 2

| REF. NO. | PART NO. CODIGO N° | DESCRIPTION DESCRIPCION | MHD | WHD | WD | REMARKS OBSERVACIONES |
|----------|--------------------|--|-----|-----|----|-----------------------|
| 1 | 69D-45300-43-8D | LOWER UNIT ASSY CONJUNTO UNIDAD INFERIOR | 1 | 1 | | L(22.5") L(22.5") |
| 2 | 688-45311-06-8D | CASING, LOWER FUNDA INFERIOR | 1 | 1 | | |
| 3 | 93315-325V1 | BEARING COJINETE DE RODILLOS | 1 | 1 | | |
| 4 | 688-45536-01 | SLEEVE, DRIVE SHAFT CAMISA EJE DE MANDO | 1 | 1 | | |
| 5 | 688-45587-01 | SHIM (T:0.10MM) LAINA (T:0.10MM) | 1 | 1 | | UR UR |
| | 688-45587-10 | SHIM (T:0.12MM) LAINA (T:0.12MM) | 1 | 1 | | UR UR |
| | 688-45587-20 | SHIM (T:0.15MM) LAINA (T:0.15MM) | 1 | 1 | | UR UR |
| | 688-45587-30 | SHIM (T:0.18MM) LAINA (T:0.18MM) | 1 | 1 | | UR UR |
| | 688-45587-40 | SHIM (T:0.30MM) LAINA (T:0.30MM) | 1 | 1 | | UR UR |
| | 688-45587-50 | SHIM (T:0.40MM) LAINA (T:0.40MM) | 1 | 1 | | UR UR |
| | 688-45587-60 | SHIM (T:0.50MM) LAINA (T:0.50MM) | 1 | 1 | | UR UR |
| 6 | 93332-000U3 | BEARING COJINETE | 1 | 1 | | |
| 7 | 688-45567-01 | SHIM (T:0.10MM) LAINA (T:0.10MM) | 1 | 1 | | UR UR |
| | 688-45567-10 | SHIM (T:0.12MM) LAINA (T:0.12MM) | 1 | 1 | | UR UR |
| | 688-45567-20 | SHIM (T:0.15MM) LAINA (T:0.15MM) | 1 | 1 | | UR UR |
| | 688-45567-30 | SHIM (T:0.18MM) LAINA (T:0.18MM) | 1 | 1 | | UR UR |
| | 688-45567-40 | SHIM (T:0.30MM) LAINA (T:0.30MM) | 1 | 1 | | UR UR |
| | 688-45567-50 | SHIM (T:0.40MM) LAINA (T:0.40MM) | 1 | 1 | | UR UR |
| | 688-45567-60 | SHIM (T:0.50MM) LAINA (T:0.50MM) | 1 | 1 | | UR UR |
| 8 | 93332-000W7 | BEARING COJINETE | 1 | 1 | | |
| 9 | 90340-08002 | PLUG, STRAIGHT SCREW TORNILLO, DE DRENAJE | 1 | 1 | | |
| 10 | 688-45341-10 | PLUG, DRAIN TAPON, DREN | 1 | 1 | | |
| 11 | 90430-08003 | GASKET JUNTA | 2 | 2 | | |
| 12 | 6H1-45214-00 | COVER, WATER INLET 1 CUBIERTA, ENTRADA AGUA 1 | 1 | 1 | | |
| 13 | 6H1-45215-00 | COVER, WATER INLET 2 CUBIERTA, ENTRADA AGUA 2 | 1 | 1 | | |
| 14 | 90151-05M00 | SCREW, COUNTERSUNK TORNILLO EMBUTIDO | 1 | 1 | | |
| 15 | 90185-05002 | NUT, NYLON TUERCA AUTOBLOCANTE | 1 | 1 | | |

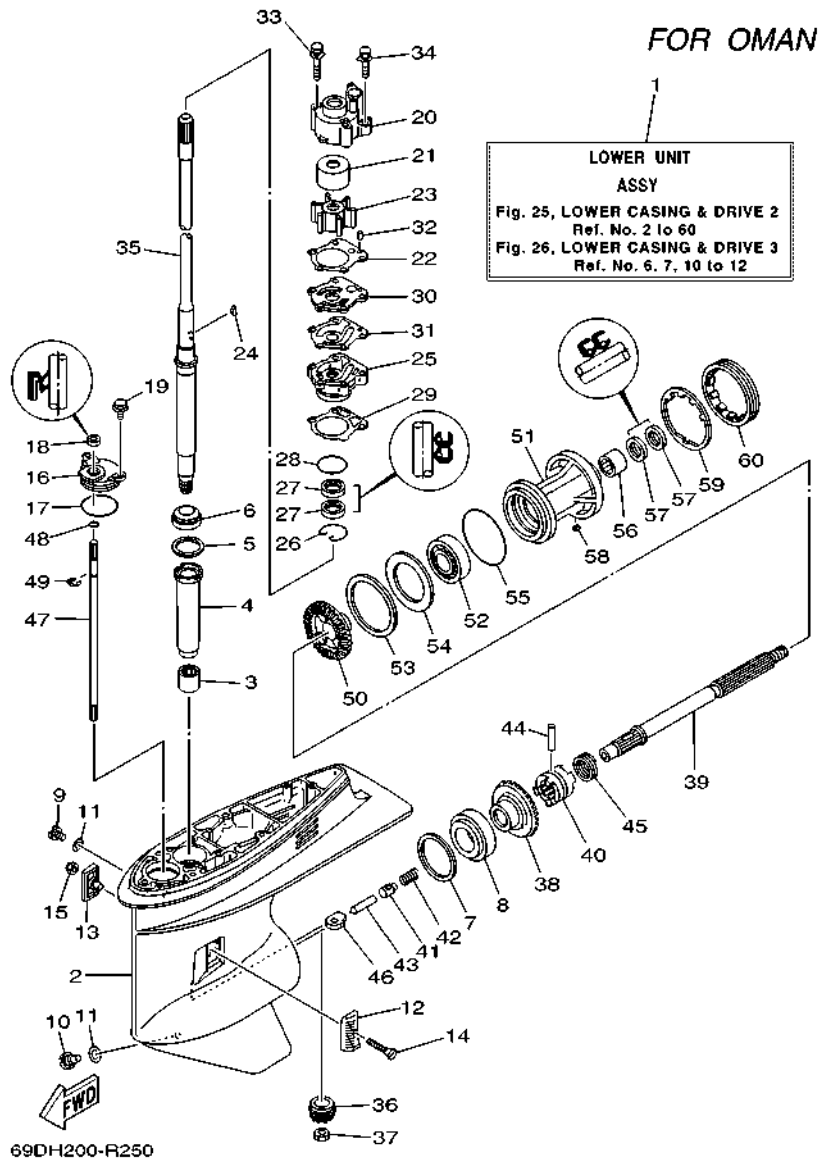


FIG. 25 LOWER CASING & DRIVE 2

IMPULSOR E INFERIOR 2

| REF. NO. | PART NO. CODIGO N° | DESCRIPTION DESCRIPCION | MHD | WHD | WD | REMARKS OBSERVACIONES |
|----------|--------------------|---|-----|-----|----|-----------------------|
| 16 | 688-45321-00 | PLATE PLACA | 1 | 1 | | |
| 17 | 93210-49046 | O-RING ANILLO O | 1 | 1 | | |
| 18 | 93106-09014 | OIL SEAL SELLO ACEITE | 1 | 1 | | |
| 19 | 97E95-06516 | BOLT, HEXAGON W/W DEEP RECESS TORNILLO HEXAGONAL CON RONDONA | 2 | 2 | | |
| 20 | 688-44311-01 | HOUSING, WATER PUMP CAJA BOMBA DE AGUA | 1 | 1 | | |
| 21 | 69D-44322-00 | INSERT, CARTRIDGE CARTUCHO | 1 | 1 | | |
| 22 | 688-44315-A0 | GASKET, WATER PUMP EMPAQUE | 1 | 1 | | |
| 23 | 688-44352-03 | IMPELLER IMPULSOR | 1 | 1 | | |
| 24 | 90280-04M04 | KEY, WOODRUFF CUNA WOODRUFF | 1 | 1 | | |
| 25 | 6D8-44341-01-CA | HOUSING, WATER PUMP CAJA BOMBA DE AGUA | 1 | 1 | | |
| 26 | 93450-44166 | CIRCLIP SEGURO | 1 | 1 | | |
| 27 | 93101-25M03 | OIL SEAL SELLO ACEITE | 2 | 2 | | |
| 28 | 93210-46044 | O-RING ANILLO O | 1 | 1 | | |
| 29 | 688-44316-A0 | GASKET, WATER PUMP EMPAQUE | 1 | 1 | | |
| 30 | 688-44323-40 | OUTER PLATE, CARTRIDGE PLACA EXTERIOR DEL CARTUCHO | 1 | 1 | | |
| 31 | 688-44324-A0 | GASKET, CARTRIDGE EMPAQUE | 1 | 1 | | |
| 32 | 93604-10M03 | PIN, DOWEL PASADOR DE CLAVIJA | 2 | 2 | | |
| 33 | 90119-08196 | BOLT, WITH WASHER TORNILLO CON ARANDELA | 2 | 2 | | |
| 34 | 90119-08192 | BOLT, WITH WASHER TORNILLO CON ARANDELA | 2 | 2 | | |
| 35 | 69D-45501-10 | DRIVE SHAFT COMP. EJE DE MANDO COMPL. | 1 | 1 | | L(22.5") L(22.5") |
| 36 | 6K5-45551-00 | PINION (12T) PINON (12T) | 1 | 1 | | |
| 37 | 90170-16M01 | NUT TUERCA | 1 | 1 | | |
| 38 | 6K5-45560-00 | GEAR 1 (28T) ENGRANAJE 1 (28T) | 1 | 1 | | |
| 39 | 688-45611-00 | SHAFT, PROPELLER EJE PROPUSOR | 1 | 1 | | |
| 40 | 688-45631-01 | CLUTCH, DOG EMBRAGUE DE GARRA | 1 | 1 | | |
| 41 | 688-45634-00 | SLIDE, SHIFT DESILIZADOR, CAMBIO | 1 | 1 | | |
| 42 | 90501-16233 | SPRING, COMPRESSION RESORTE DE COMPRESION | 1 | 1 | | |

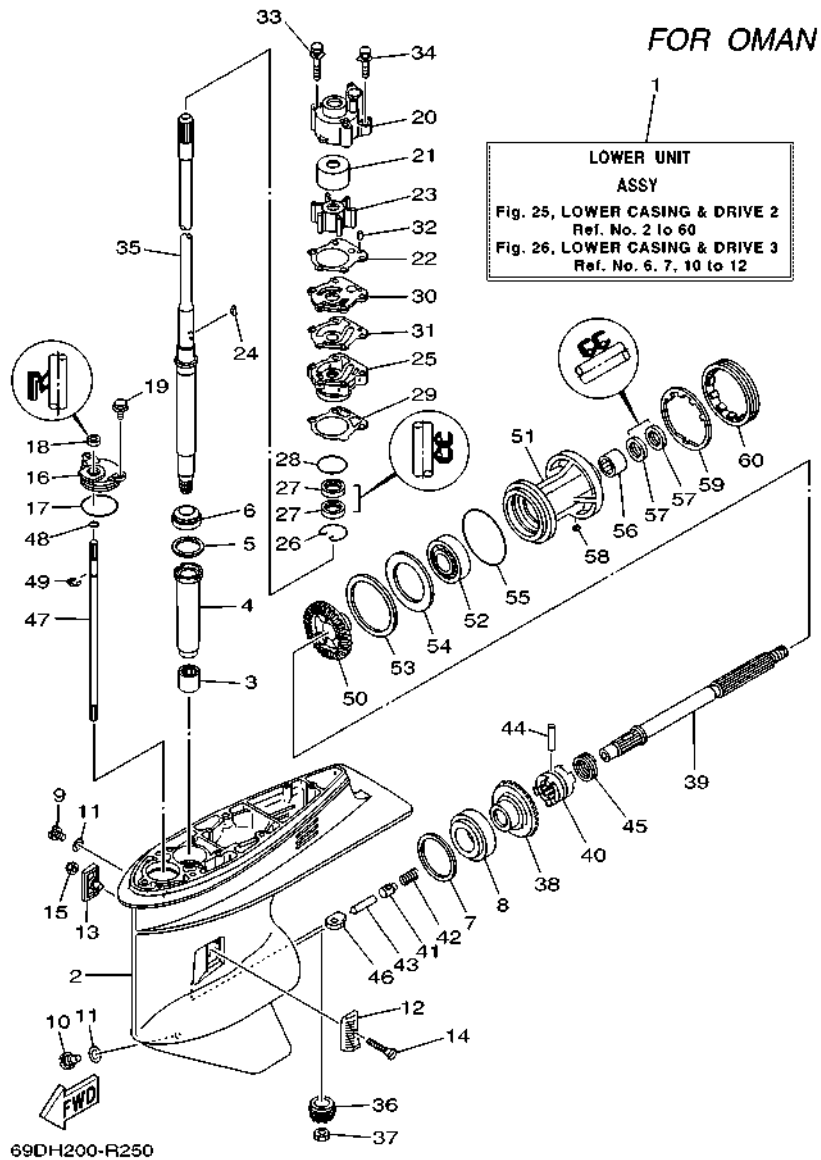


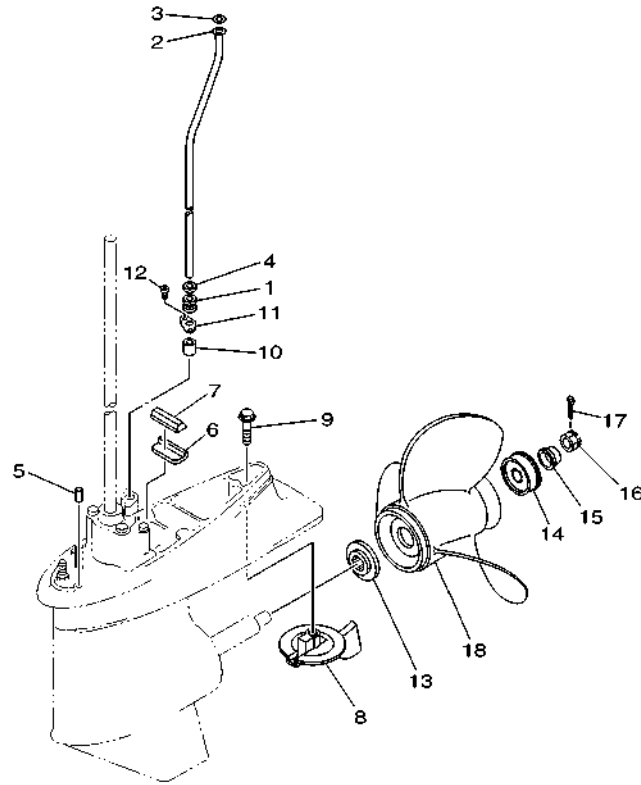
FIG. 25 LOWER CASING & DRIVE 2

IMPULSOR E INFERIOR 2

| REF. NO. | PART NO. CODIGO N° | DESCRIPTION DESCRIPCION | MHD | WHD | WD | REMARKS OBSERVACIONES |
|----------|--------------------|--|-----|-----|----|-----------------------|
| 43 | 688-45635-00 | PLUNGER, SHIFT EMBOLO DE CAMBIO | 1 | 1 | | |
| 44 | 90250-07M02 | PIN, STRAIGHT PASADOR CILINDRICO | 1 | 1 | | |
| 45 | 688-45633-00 | RING, CROSS PIN ANILLO DE PASADOR | 1 | 1 | | |
| 46 | 663-44151-00 | CAM, SHIFT LEVA DE CAMBIO | 1 | 1 | | |
| 47 | 6K5-44144-00 | ROD, SHIFT 2 VARILLA DE CAMBIO 2 | 1 | 1 | | |
| 48 | 93210-07003 | O-RING ANILLO O | 1 | 1 | | |
| 49 | 99001-08600 | CIRCLIP PRESILLA REDONDA | 1 | 1 | | |
| 50 | 6K5-45571-00 | GEAR 2 (28T) ENGRANAJE 2 (28T) | 1 | 1 | | |
| 51 | 688-45331-00-CA | HOUSING, BEARING CAJA DE COJINETE | 1 | 1 | | |
| 52 | 93306-207U0 | BEARING COJINETE | 1 | 1 | | |
| 53 | 688-45577-01 | SHIM (T:0.10MM) LAINA (T:0.10MM) | 1 | 1 | | UR |
| | 688-45577-10 | SHIM (T:0.12MM) LAINA (:0.12MM) | 1 | 1 | | UR |
| | 688-45577-20 | SHIM (T:0.15MM) LAINA (T:0.15MM) | 1 | 1 | | UR |
| | 688-45577-30 | SHIM (T:0.18MM) LAINA (T:0.18MM) | 1 | 1 | | UR |
| | 688-45577-40 | SHIM (T:0.30MM) LAINA (T:0.30MM) | 1 | 1 | | UR |
| | 688-45577-50 | SHIM (T:0.40MM) LAINA (T:0.40MM) | 1 | 1 | | UR |
| | 688-45577-60 | SHIM (T:0.50MM) LAINA (T:0.50MM) | 1 | 1 | | UR |
| 54 | 688-45576-00 | WASHER, THRUST 2 ARANDELA DE EMPUJE AXIAL 2 | 1 | 1 | | |
| 55 | 93210-85M97 | O-RING ANILLO O | 1 | 1 | | |
| 56 | 93317-325U0 | BEARING COJINETE | 1 | 1 | | |
| 57 | 93101-25M03 | OIL SEAL SELLO ACEITE | 2 | 2 | | |
| 58 | 90282-04010 | KEY, STRAIGHT CHAVETA, RECTA | 1 | 1 | | |
| 59 | 688-45383-02 | WASHER, CLAW ARANDELA DE UNA | 1 | 1 | | |
| 60 | 688-45384-02 | NUT TUERCA | 1 | 1 | | |

FIG. 26 LOWER CASING & DRIVE 3

IMPULSOR E INFERIOR 3

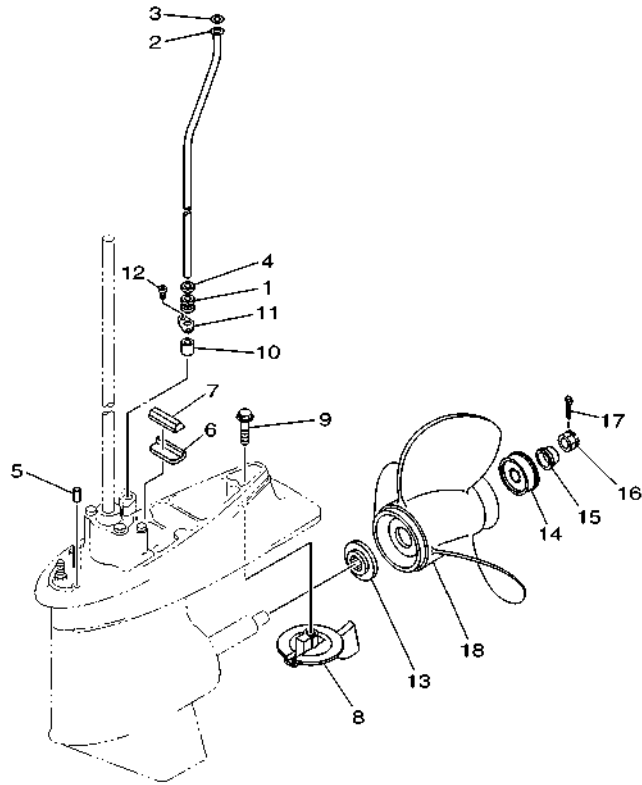



69DD700-M180

| REF. NO. | PART NO. CODIGO N° | DESCRIPTION DESCRIPCION | MHD | WHD | WD | REMARKS OBSERVACIONES |
|----------|--------------------|--|-----|-----|----|-----------------------|
| 1 | 663-44367-01 | DAMPER, WATER SEAL 3 GOMA DEL SELLO DE AGUA 3 | 1 | 1 | 1 | |
| 2 | 69D-44361-00 | TUBE, WATER 1 TUBO DE AGUA 1 | 1 | | | S(17.7") S(17.7") |
| | 69D-44361-10 | TUBE, WATER 1 TUBO DE AGUA 1 | 1 | 1 | 1 | L(22.5") L(22.5") |
| | 69D-44361-20 | TUBE, WATER 1 TUBO DE AGUA 1 | 1 | | | X(25.5") X(25.5") |
| 3 | 90202-12060 | WASHER, PLATE ARANDELA DE PLANA | 1 | 1 | 1 | |
| 4 | 90430-12072 | GASKET JUNTA | 1 | 1 | 1 | |
| 5 | 93606-12019 | PIN, DOWEL PASADOR DE CLAVIJA | 2 | 2 | 2 | |
| 6 | 663-45376-00 | GUIDE, SEAL DAMPER GUIA DE SELLO GOMA | 1 | 1 | 1 | |
| 7 | 688-45375-00 | DAMPER, SEAL GOMA DE SELLO | 1 | 1 | 1 | |
| 8 | 67F-45371-00 | TAB-TRIM QUILLA ESTABILIZADOR | 1 | 1 | 1 | |
| 9 | 90105-10M67 | BOLT, FLANGE TORNILLO | 1 | 1 | 1 | |
| 10 | 663-44366-01 | DAMPER, WATER SEAL 2 GOMA DEL SELLO DE AGUA 2 | 1 | 1 | 1 | |
| 11 | 90480-19M06 | GROMMET TAPON | 1 | 1 | 1 | |
| 12 | 90160-04006 | SCREW, ROUND TAPPING TORNILLO REDONDO ROSCA HEMBRA | 2 | 2 | 2 | |
| 13 | 688-45987-01 | SPACER 1 ESPACIADOR 1 | 1 | 1 | 1 | |
| 14 | 67F-45997-00 | SPACER 2 ESPACIADOR 2 | 1 | 1 | 1 | |
| 15 | 90389-25M00 | BUSH BUJE | 1 | 1 | 1 | |
| 16 | 90171-16011 | NUT, CASTLE TUERCA ENTALLADA | 1 | 1 | 1 | |
| 17 | 91490-30025 | PIN, COTTER CHAVETA | 1 | 1 | 1 | |
| 18 | 6E5-45954-00 | PROPELLER (3X14"X11"-K) PROPELA (3X14"X11"-K) | 1 | 1 | 1 | UR UR |
| | 6E5-45949-00 | PROPELLER (3X13-5/8"X13"-K) PROPELA (3X13-5/8"X13"-K) | 1 | 1 | 1 | UR UR |
| | 688-45932-60 | PROPELLER (3X13-1/2"X14"-K) PROPELA (3X13-1/2"X14"-K) | 1 | 1 | 1 | UR UR |
| | 6E5-45947-00 | PROPELLER (3X13-1/2"X15"-K) PROPELA (3X13-1/2"X15"-K) | 1 | 1 | 1 | UR UR |
| | 688-45978-60 | PROPELLER (3X13-1/2"X16"-K) PROPELA (3X13-1/2"X16"-K) | 1 | 1 | 1 | UR UR |
| | 688-45930-02 | PROPELLER (3X13"X17"-K2) PROPELA (3X13"X17"-K2) | 1 | 1 | 1 | UR UR |
| | 6E5-45945-01 | PROPELLER (3X13-1/4"X17"-K) PROPELA (3X13-1/4"X17"-K) | 1 | 1 | 1 | UR UR |
| | 6E5-45941-00 | PROPELLER (3X13"X19"-K) PROPELA (3X13"X19"-K) | 1 | 1 | 1 | UR UR |

FIG. 26 LOWER CASING & DRIVE 3

IMPULSOR E INFERIOR 3

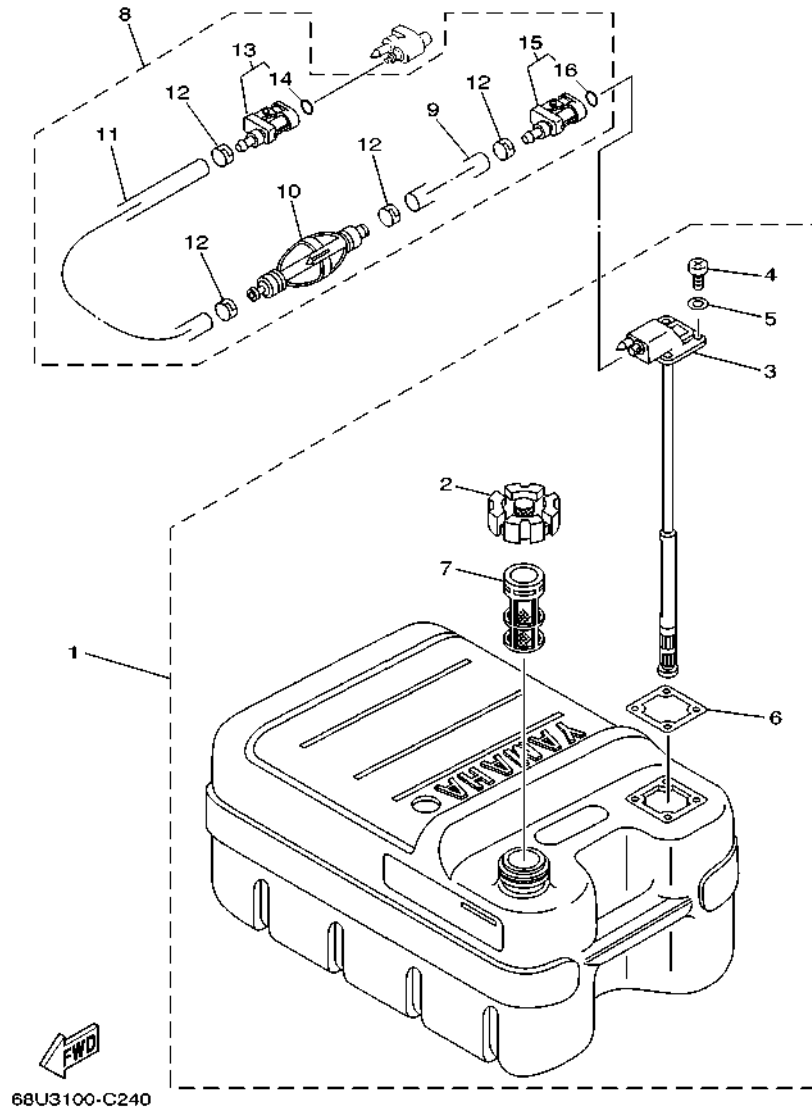


| REF. NO. | PART NO. CODIGO N° | DESCRIPTION DESCRIPCION | MHD | WHD | WD | REMARKS OBSERVACIONES |
|----------|--------------------|--|-----|-----|----|-----------------------|
| 18 | 688-45970-03 | PROPELLER (3X13"X19"-K) PROPELA (3X13"X19"-K) | 1 | 1 | 1 | UR UR |
| | 6E5-45943-00 | PROPELLER (3X12-5/8"X21"-K) PROPELA (3X12-5/8"X21"-K) | 1 | 1 | 1 | UR UR |
| | 688-45972-02 | PROPELLER (3X13"X21"-K) PROPELA (3X13"X21"-K) | 1 | 1 | 1 | UR UR |
| | 6E5-45952-00 | PROPELLER (3X13"X23"-K) PROPELA (3X13"X23"-K) | 1 | 1 | 1 | UR UR |
| | 688-45974-02 | PROPELLER (3X13"X23"-K) PROPELA (3X13"X23"-K) | 1 | 1 | 1 | UR UR |
| | 6E5-45956-00 | PROPELLER (3X13"X25"-K) PROPELA (3X13"X25"-K) | 1 | 1 | 1 | UR UR |
| | 688-45976-01 | PROPELLER (3X13"X25"-K) PROPELA (3X13"X25"-K) | 1 | 1 | 1 | UR UR |
| | | | | | | |
| | | | | | | |
| | | | | | | |
| | | | | | | |
| | | | | | | |
| | | | | | | |
| | | | | | | |
| | | | | | | |
| | | | | | | |
| | | | | | | |


69DD700-M180

FIG. 27 FUEL TANK 1

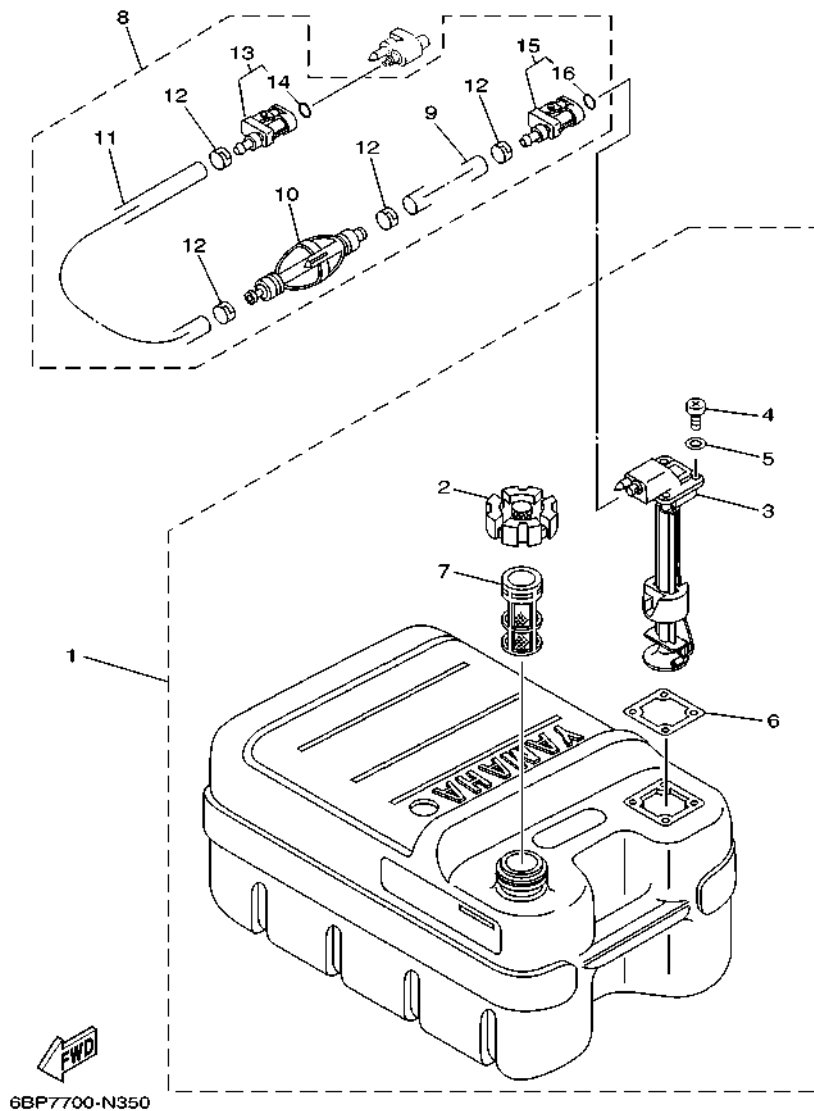
DEPOSITO DE COMBUSTIBLE 1



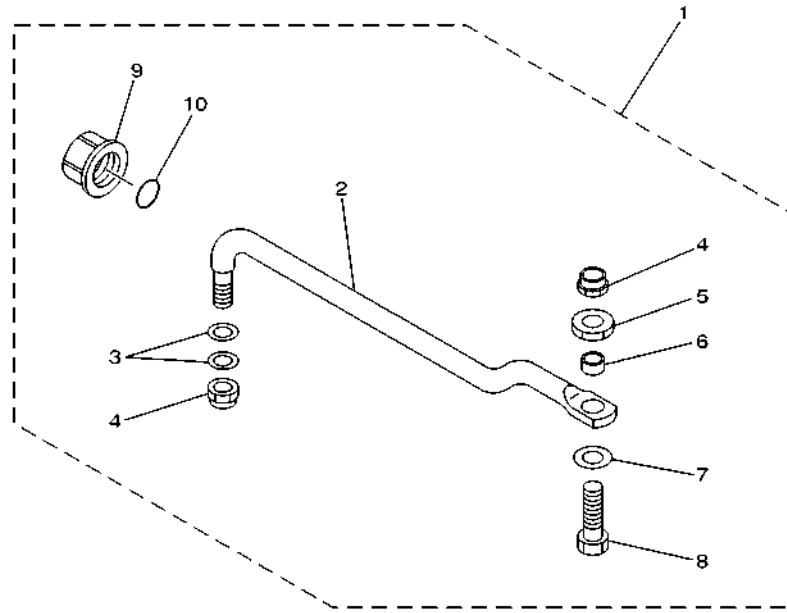
| REF. NO. | PART NO. CODIGO N° | DESCRIPTION DESCRIPCION | MHD | WHD | WD | REMARKS OBSERVACIONES |
|----------|--------------------|---|-----|-----|----|--|
| 1 | 6YJ-24201-21 | FUEL TANK ASSY (24L) TANQUE DEL COMBUSTIBLE (24L) | 1 | 1 | 1 | AP EXCEPT FOR TWN AP EXCEPT FOR TWN |
| 2 | 6YJ-24610-01 | .CAP ASSY .TAPA COMPLETA | 1 | 1 | 1 | |
| 3 | 6YJ-24260-11 | .FUEL METER ASSY .MEDIDOR DE COMBUSTIBLE COMPL. | 1 | 1 | 1 | |
| 4 | 90157-05M19 | .SCREW, PAN HEAD .TORNILLO CABEZA CONICA PLANA | 4 | 4 | 4 | |
| 5 | 6Y1-24329-00 | .SEAL .SELLO | 4 | 4 | 4 | |
| 6 | 6Y1-24268-01 | .GASKET, FUEL METER .EMPAQ MEDIDOR DE COMBUSTIBLE | 1 | 1 | 1 | |
| 7 | 6YJ-24167-00 | .STRAINER .COLADOR | 1 | 1 | 1 | |
| 8 | 61J-24306-04 | FUEL PIPE COMP. 1 TUBO COMBUST. COMPL 1 | 1 | 1 | 1 | AP EXCEPT FOR TWN AP EXCEPT FOR TWN |
| 9 | 90445-11M06 | .HOSE (L2050) .MANGUERA (L2050) | 1 | 1 | 1 | |
| 10 | 61J-24360-00 | .PRIMER PUMP ASSY .SOPORTE BOMBA | 1 | 1 | 1 | |
| 11 | 90445-11M05 | .HOSE (L850) .MANGUERA (L850) | 1 | 1 | 1 | |
| 12 | 650-24351-51 | .BAND 1 .ABRAZADERA 1 | 4 | 4 | 4 | |
| 13 | 6G1-24305-05 | .FUEL PIPE JOINT COMP. 2 .CONECTOR MANGUERA COMBUST. 2 | 1 | 1 | 1 | |
| 14 | 93210-08287 | .O-RING .ANILLO O | 1 | 1 | 1 | |
| 15 | 6Y1-24305-06 | .FUEL PIPE JOINT COMP. 2 .CONECTOR MANGUERA COMBUST. 2 | 1 | 1 | 1 | |
| 16 | 93210-08287 | .O-RING .ANILLO O | 1 | 1 | 1 | |

FIG. 28 FUEL TANK 2

DEPOSITO DE COMBUSTIBLE 2



| REF. NO. | PART NO. CODIGO N° | DESCRIPTION DESCRIPCION | MHD | WHD | WD | REMARKS OBSERVACIONES |
|----------|--------------------|---|-----|-----|----|----------------------------------|
| 1 | 6YJ-24201-31 | FUEL TANK ASSY (24L) TANQUE DEL COMBUSTIBLE (24L) | | 1 | | AP FOR TWN AP FOR TWN |
| 2 | 6YJ-24610-01 | .CAP ASSY .TAPA COMPLETA | | 1 | | |
| 3 | 6Y1-24260-30 | .FUEL METER ASSY .MEDIDOR DE COMBUSTIBLE COMPL. | | 1 | | WITH INDICATOR WITH INDICATOR |
| 4 | 90157-05M19 | .SCREW, PAN HEAD .TORNILLO CABEZA CONICA PLANA | | 4 | | |
| 5 | 6Y1-24329-00 | .SEAL .SELLO | | 4 | | |
| 6 | 6Y1-24268-01 | .GASKET, FUEL METER .EMPAQ MEDIDOR DE COMBUSTIBLE | | 1 | | |
| 7 | 6YJ-24167-00 | .STRAINER .COLADOR | | 1 | | |
| 8 | 61J-24306-04 | FUEL PIPE COMP. 1 TUBO COMBUST. COMPL 1 | | 1 | | AP FOR TWN AP FOR TWN |
| 9 | 90445-11M06 | .HOSE (L2050) .MANGUERA (L2050) | | 1 | | |
| 10 | 61J-24360-00 | .PRIMER PUMP ASSY .SOPORTE BOMBA | | 1 | | |
| 11 | 90445-11M05 | .HOSE (L850) .MANGUERA (L850) | | 1 | | |
| 12 | 650-24351-51 | .BAND 1 .ABRAZADERA 1 | | 4 | | |
| 13 | 6G1-24305-05 | .FUEL PIPE JOINT COMP. 2 .CONECTOR MANGUERA COMBUST. 2 | | 1 | | |
| 14 | 93210-08287 | .O-RING .ANILLO O | | 1 | | |
| 15 | 6Y1-24305-06 | .FUEL PIPE JOINT COMP. 2 .CONECTOR MANGUERA COMBUST. 2 | | 1 | | |
| 16 | 93210-08287 | .O-RING .ANILLO O | | 1 | | |



6880700-9190

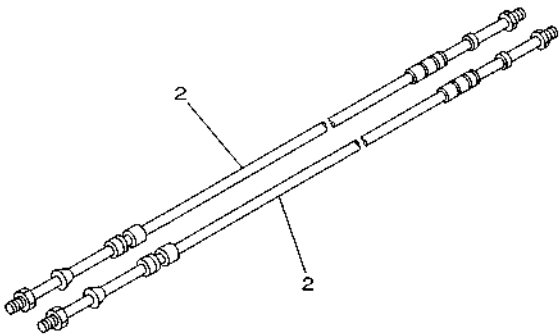
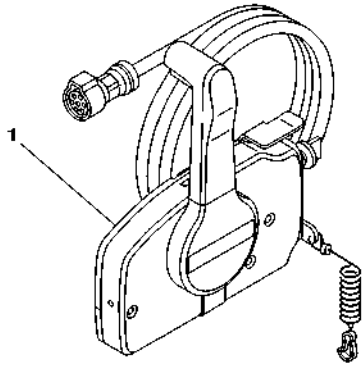
FIG. 29 STEERING GUIDE

DIRECCIONGUIAR

| REF. NO. | PART NO. CODIGO N° | DESCRIPTION DESCRIPCION | MHD | WHD | WD | REMARKS OBSERVACIONES |
|----------|--------------------|---|-----|-----|----|-----------------------|
| 1 | 688-61350-10 | STEERING GUIDE ATTACHMENT KIT ESTUCHE ADITAMENTO GUIA DE TIM | | | 1 | AP AP |
| 2 | 688-61351-10 | .ROD, STEERING LINK .VARILLA ESLABON DIRECCION | | | 1 | |
| 3 | 90201-10M20 | .WASHER, PLATE .ARANDELA PLANA | | | 2 | |
| 4 | 90185-09M01 | .NUT, SELF-LOCKING .TUERCA AUTOBLOCANTE | | | 2 | |
| 5 | 90170-09M03 | .NUT .TUERCA | | | 1 | |
| 6 | 90387-10M42 | .COLLAR .ESPACIADOR | | | 1 | |
| 7 | 90201-10081 | .WASHER, PLATE .ARANDELA PLANA | | | 1 | |
| 8 | 6E5-61355-00 | .BOLT .TORNILLO | | | 1 | |
| 9 | 6E5-43145-01 | .CAP, CLAMP BRACKET .TAPA | | | 1 | |
| 10 | 93210-16275 | .O-RING .ANILLO O | | | 1 | |

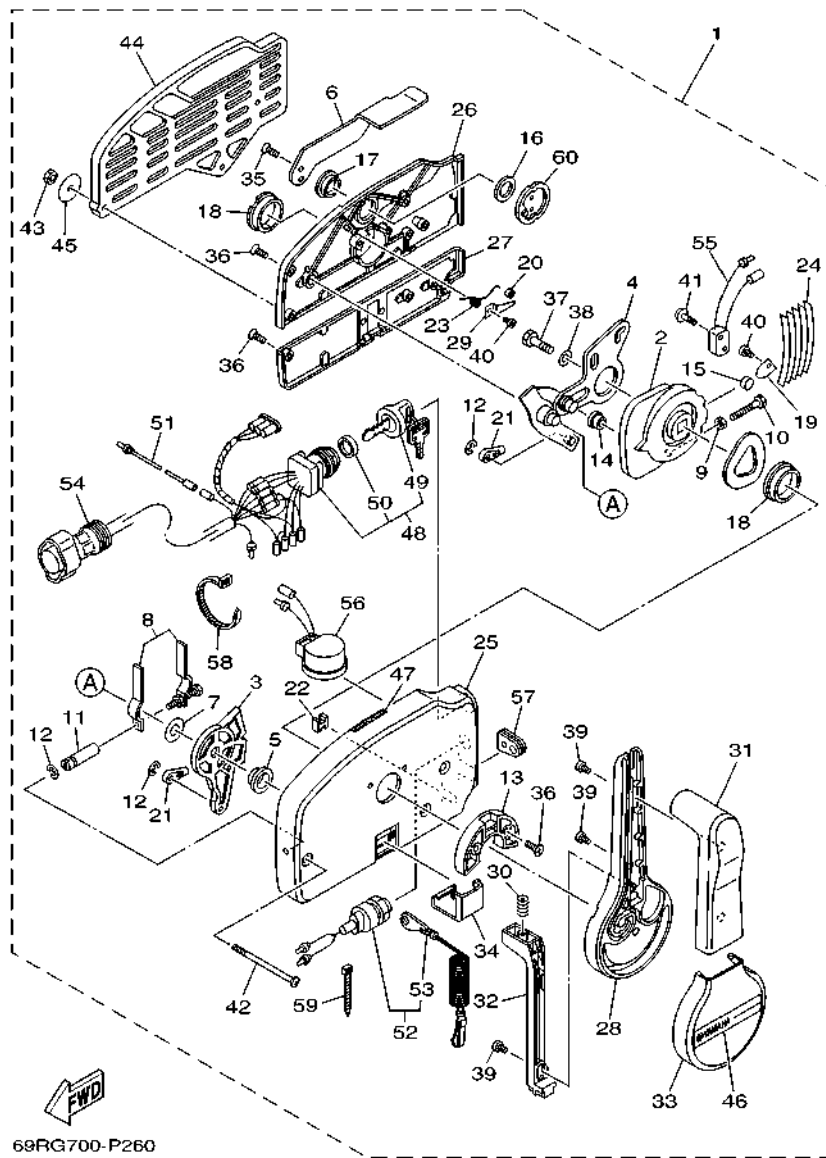
FIG. 30 REMOTE CONTROL BOX

CONTROL REMOTO COMPLETO



| REF. NO. | PART NO. CODIGO N° | DESCRIPTION DESCRIPCION | MHD | WHD | WD | REMARKS OBSERVACIONES |
|----------|--------------------|---|-----|-----|----|--|
| 1 | 703-48230-23 | REMOTE CONTROL ASSY (7P) CONTROL REMOTO COMPL. (7P) | | | 1 | AP WITHOUT PT/T SW. AP WITHOUT PT/T SW. |
| 2 | 701-48310-80 | CABLE, REMOTE CONTROL L=10F CABLE CONTROL REMOTO L=10F | | | 2 | UR UR |
| | 701-48320-20 | CABLE, REMOTE CONTROL L=13F CABLE CONTROL REMOTO L=13F | | | 2 | UR UR |
| | 701-48320-50 | CABLE, REMOTE CONTROL L=15F CABLE CONTROL REMOTO L=15F | | | 2 | UR UR |
| <hr/> | | | | | | |
| <hr/> | | | | | | |
| <hr/> | | | | | | |
| <hr/> | | | | | | |
| <hr/> | | | | | | |
| <hr/> | | | | | | |
| <hr/> | | | | | | |
| <hr/> | | | | | | |
| <hr/> | | | | | | |

6DR3300-P300

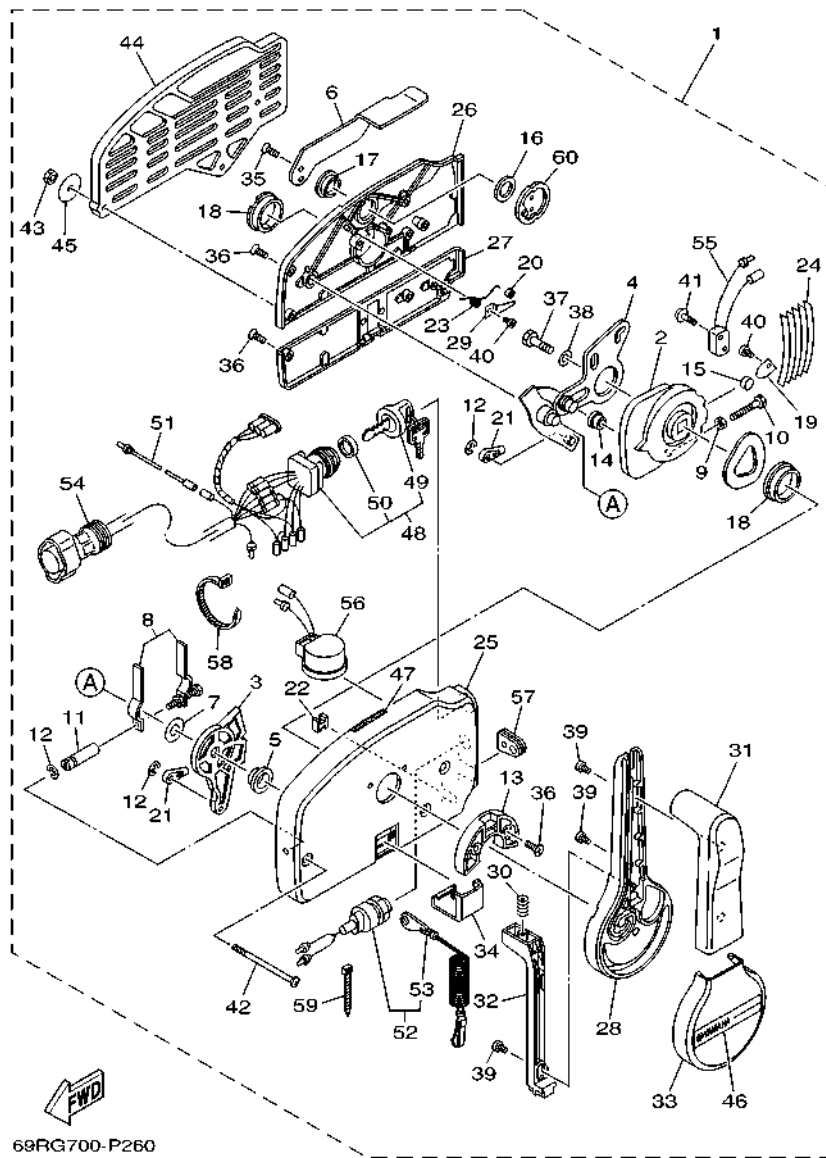


69RG700-P260

FIG. 31 REMOTE CONTROL ASSY

CONTROL REMOTO COMPL

| REF. NO. | PART NO. CODIGO N° | DESCRIPTION DESCRIPCION | MHD | WHD | WD | REMARKS OBSERVACIONES |
|----------|--------------------|---|-----|-----|----|--|
| 1 | 703-48230-23 | REMOTE CONTROL ASSY (7P) CONTROL REMOTO COMPL. (7P) | | | 1 | AP WITHOUT PT/T SW. AP WITHOUT PT/T SW. |
| 2 | 703-48232-00 | .GEAR .ENGRANAJE 1 | | | 1 | |
| 3 | 703-48271-00 | .ARM, SHIFT .BRAZO CAMBIADOR | | | 1 | |
| 4 | 703-48261-11 | .ARM, THROTTLE .BRAZO ACELERADOR | | | 1 | |
| 5 | 703-48235-00 | .BUSHING .BUJE | | | 1 | |
| 6 | 703-48152-10 | .KNOB, FREE ACCEL. .PERILLA | | | 1 | |
| 7 | 703-48268-00 | .SPACER .ESPACIADOR 3 | | | 1 | |
| 8 | 703-48264-00 | .FRICTION, THROTTLE .FRICCION DE ACELERADOR | | | 1 | |
| 9 | 95380-05600 | .NUT .TUERCA | | | 1 | |
| 10 | 97380-05025 | .BOLT .TORNILLO HEXAGONAL | | | 1 | |
| 11 | 703-48265-10 | .SHAFT, FRICTION .EJE FRICCION | | | 1 | |
| 12 | 93430-06024 | .CIRCLIP .SEGURO | | | 3 | |
| 13 | 703-48245-00 | .PLATE, LOCK .PLACA CERRADURA | | | 1 | |
| 14 | 703-48252-00 | .ROLLER, CAM .RODILLO LEVA | | | 1 | |
| 15 | 701-48248-00 | .ROLLER, FREE ACCEL. .RODILLO ACELERADOR LIBRE | | | 1 | |
| 16 | 703-48198-00 | .WASHER, WAVE .RONDANA ONDULADA 3 | | | 1 | |
| 17 | 703-48243-00 | .BUSHING .BUJE 3 | | | 1 | |
| 18 | 703-48236-00 | .BUSHING 1 .BUJE | | | 2 | |
| 19 | 703-48189-00 | .RETAINER .RETENEDOR | | | 1 | |
| 20 | 703-48234-00 | .ROLLER, DETENT .RODILLO | | | 1 | |
| 21 | 703-48345-01 | .CABLE END, REMOTE CONTROL 2 .TERMINAL CABLE DE CONTROL REMO | | | 2 | |
| 22 | 703-48358-01 | .ANCHOR, CABLE .ABRAZADERA CABLE | | | 1 | |
| 23 | 703-48244-00 | .SPRING, FREE ACCEL. .RESORTE ACELERADOR LIBRE | | | 1 | |
| 24 | 703-48238-00 | .SPRING, DETENT .RESORTE | | | 5 | |
| 25 | 703-48211-10 | .HOUSING, 1 .CAJA | | | 1 | |
| 26 | 703-48212-10 | .BACK PLATE 1 .PLACA TRASERA 1 | | | 1 | |
| 27 | 703-48213-10 | .BACK PLATE 2 .PLACA TRASERA 2 | | | 1 | |



69RG700-P260

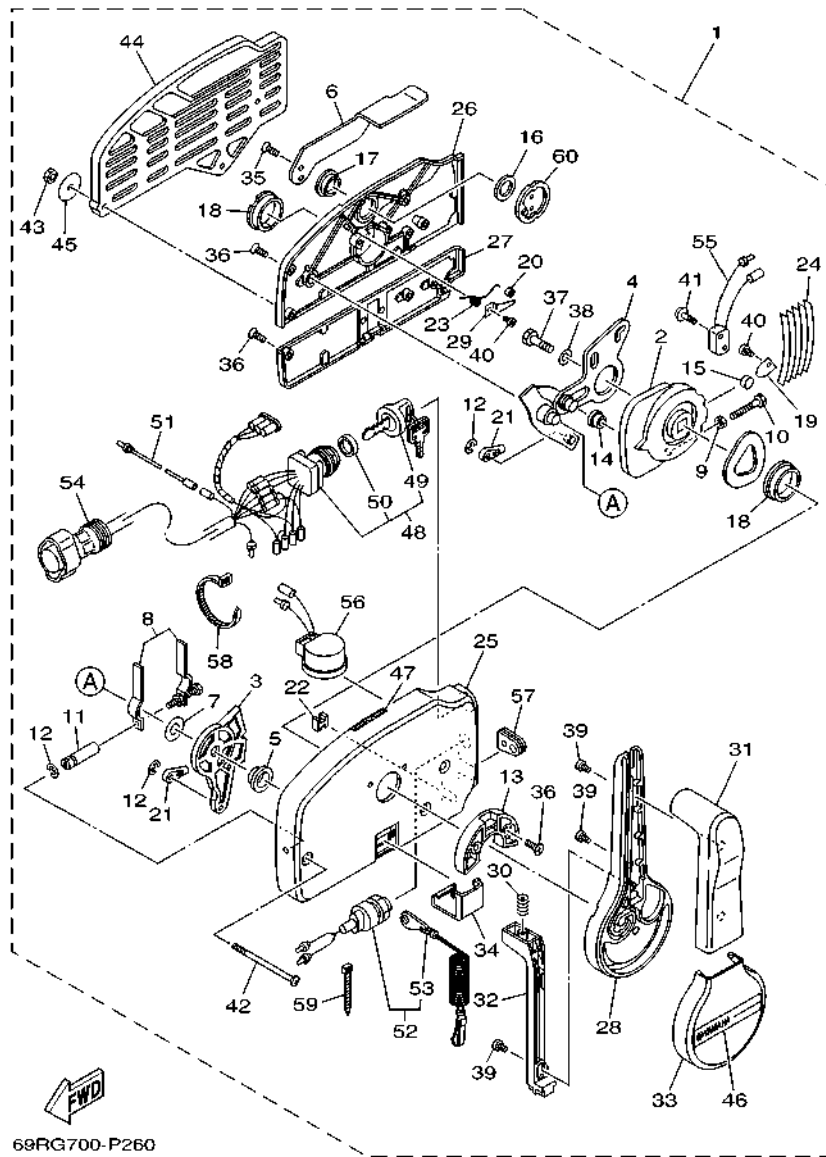
FIG. 31 REMOTE CONTROL ASSY

CONTROL REMOTO COMPL

| REF. NO. | PART NO. CODIGO N° | DESCRIPTION DESCRIPCION | MHD | WHD | WD | REMARKS OBSERVACIONES |
|----------|--------------------|--|-----|-----|----|-----------------------|
| 28 | 703-48221-10 | .LEVER, CONTROL .PALANCA CONTROL | | | 1 | |
| 29 | 703-48246-00 | .SPACER .ESPACIADOR | | | 1 | |
| 30 | 703-48227-00 | .SPRING, NEUTRAL LOCK .RESORTE DE SEGURO | | | 1 | |
| 31 | 703-48222-30 | .GRIP, CONTROL LEVER .MANGO DE PALANCA CONTROL | | | 1 | SINGLE SINGLE |
| 32 | 703-48223-10 | .LOCK, NEUTRAL .CERRADURA NEUTRO | | | 1 | |
| 33 | 703-48225-10 | .COVER .CUBIERTA | | | 1 | |
| 34 | 703-48219-10 | .COVER, LEAD .CUBIERTA | | | 1 | |
| 35 | 703-48281-00 | .SCREW .TORNILLO 1 | | | 2 | |
| 36 | 703-44189-20 | .SCREW .TORNILLO | | | 7 | |
| 37 | 97380-08030 | .BOLT .TORNILLO HEXAGONAL | | | 1 | |
| 38 | 92990-08600 | .WASHER, PLATE .ARANDELA PLANA | | | 1 | |
| 39 | 703-48128-10 | .SCREW 2 .TORNILLO 2 | | | 3 | |
| 40 | 98580-04006 | .SCREW, PAN HEAD .TORNILLO DE CABEZA CRUZADA | | | 2 | |
| 41 | 703-48129-00 | .SCREW 3 .TORNILLO 3 | | | 2 | |
| 42 | 703-44189-30 | .SCREW .TORNILLO | | | 3 | |
| 43 | 95380-06600 | .NUT, HEXAGON .TUERCA | | | 3 | |
| 44 | 703-48293-11 | .SPACER, REMOTE CONTROL .ESPACIADOR | | | 1 | SINGLE SINGLE |
| 45 | 701-48287-00 | .WASHER .ARANDELA | | | 3 | |
| 46 | 703-48215-11 | .GRAPHIC .CALCOMANIA 1 | | | 1 | |
| 47 | 6X3-44191-00 | .INDICATOR, SHIFT .INDICADOR DE CAMBIOS | | | 1 | |
| 48 | 703-82510-34 | .MAIN SWITCH ASSY .CONJUNTO DE LLAVE IGNICION | | | 1 | |
| 49 | 703-82577-00 | .CAP, KEY .TAPA | | | 1 | |
| 50 | 6K1-82532-00 | .CAP .TAPA | | | 1 | |
| 51 | 703-82531-00 | .WIRE, LEAD (L70) .CABLE CONDUCTOR (L70) | | | 1 | |
| 52 | 688-82575-02 | .ENGINE STOP SWITCH ASSY .INTERRUPTOR DE PARADA COMPL | | | 1 | |
| 53 | 682-82556-00 | .LANYARD, STOP SWITCH .CORDON DE INTERRUPTOR PARADA | | | 1 | |
| 54 | 688-82586-21 | .EXTENSION, WIRE HARNESS (4.9M) .EXTENSION, ARNES DE CABLES (4. | | | 1 | (7P) (7P) |

FIG. 31 REMOTE CONTROL ASSY

CONTROL REMOTO COMPL



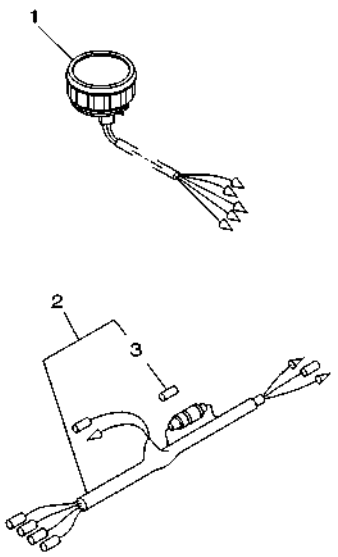
69RG700-P260

| REF. NO. | PART NO. CODIGO N° | DESCRIPTION DESCRIPCION | MHD | WHD | WD | REMARKS OBSERVACIONES |
|----------|--------------------|--|-----|-----|----|-----------------------|
| 55 | 703-82540-00 | .NEUTRAL SWITCH ASSY .INTERRUPTOR NEUTRAL COMPL | | | 1 | |
| 56 | 703-83383-11 | .BUZZER .ZUMBADOR | | | 1 | |
| 57 | 703-48284-00 | .GROMMET .TAPON | | | 1 | |
| 58 | 703-82591-00 | .BAND .BANDA | | | 1 | |
| 59 | 703-82592-00 | .BAND .BANDA | | | 1 | |
| 60 | 703-48153-00 | .SHAFT, FREE ACCEL. .EJE | | | 1 | |
| | | | | | | |
| | | | | | | |
| | | | | | | |
| | | | | | | |
| | | | | | | |
| | | | | | | |
| | | | | | | |
| | | | | | | |
| | | | | | | |
| | | | | | | |
| | | | | | | |
| | | | | | | |
| | | | | | | |

FIG. 32 METER

MEDIDOR

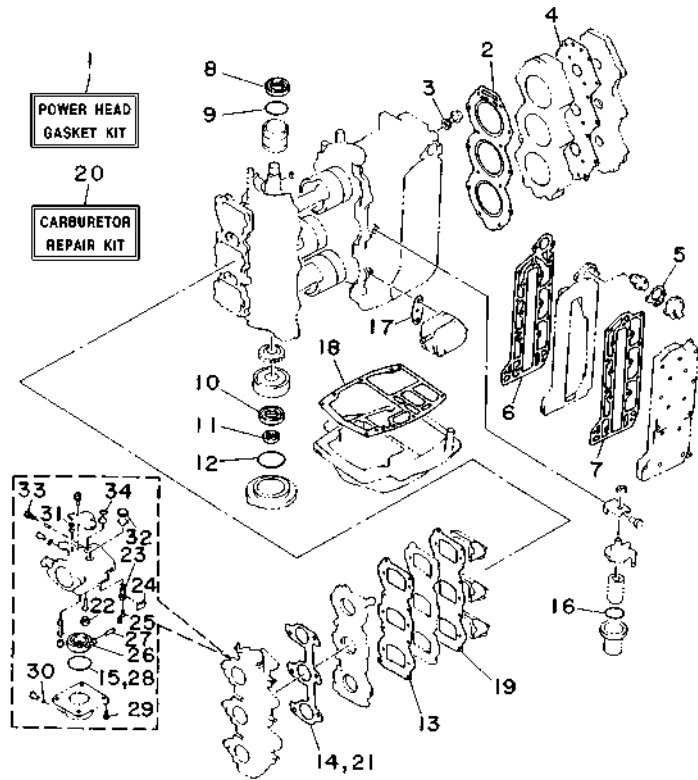
| REF. NO. | PART NO. CODIGO N° | DESCRIPTION DESCRIPCION | MHD | WHD | WD | REMARKS OBSERVACIONES |
|----------|--------------------|---|-----|-----|----|-----------------------------|
| 1 | 6Y7-83540-21 | TACHOMETER ASSY TACOMETRO COMPLETO | | | 1 | AP FOR CHN WITHOUT OIL LAMP |
| 2 | 6Y5-83553-01 | WIRE, LEAD (L=2.5M) CABLE CONDUCTOR (L=2.5M) | | | 1 | AP FOR CHN WITHOUT OIL LAMP |
| 3 | 6G1-82151-01 | .FUSE (10A) .FUSIBLE (10A) | | | 1 | AP FOR CHN |
| | | | | | | |
| | | | | | | |
| | | | | | | |
| | | | | | | |
| | | | | | | |
| | | | | | | |
| | | | | | | |
| | | | | | | |



69DM200-V320

FIG. 33 REPAIR KIT 1

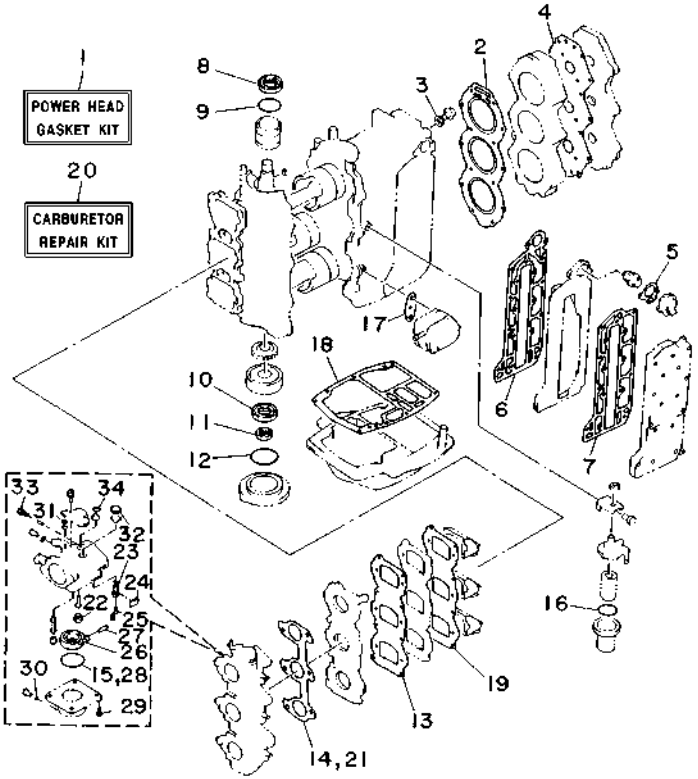
ESTUCHE REPARATION 1



| REF. NO. | PART NO. CODIGO N° | DESCRIPTION DESCRIPCION | MHD | WHD | WD | REMARKS OBSERVACIONES |
|----------|--------------------|--|-----|-----|----|-----------------------|
| 1 | 69D-W0001-01 | POWER HEAD GASKET KIT JUEGO DE EMPAQUE DE MOTOR | 1 | 1 | 1 | |
| 2 | 6H3-11181-A2 | .GASKET, CYLINDER HEAD 1 .JUNTA, DE CULATA 1 | 1 | 1 | 1 | |
| 3 | 90430-14115 | .GASKET .JUNTA | 1 | 1 | 1 | |
| 4 | 6H3-11193-A1 | .GASKET, HEAD COVER 1 .EMPAQUE | 1 | 1 | 1 | |
| 5 | 62Y-12414-01 | .GASKET, COVER .EMPAQUE | 1 | 1 | 1 | |
| 6 | 6H3-41112-A0 | .GASKET, EXHAUST INNER COVER .EMPAQUE | 1 | 1 | 1 | |
| 7 | 6H3-41114-A0 | .GASKET, EXHAUST OUTER COVER .EMPAQUE | 1 | 1 | 1 | |
| 8 | 93102-36M24 | .OIL SEAL .SELLO ACEITE | 1 | 1 | 1 | |
| 9 | 93210-46M16 | .O-RING .ANILLO O | 1 | 1 | 1 | |
| 10 | 93102-30009 | .OIL SEAL .SELLO ACEITE | 1 | 1 | 1 | |
| 11 | 93106-18001 | .OIL SEAL .SELLO ACEITE | 1 | 1 | 1 | |
| 12 | 93210-65M50 | .O-RING .ANILLO O | 1 | 1 | 1 | |
| 13 | 6H3-13621-A1 | .GASKET, VALVE SEAT .JUNTA, DE VALV.DE EMPAQUE | 1 | 1 | 1 | |
| 14 | 6H3-14198-A1 | .GASKET .EMPAQUE | 1 | 1 | 1 | |
| 15 | 6G1-14984-00 | .O-RING .EMPAQUE CAMARA DE BOIA | 3 | 3 | 3 | |
| 16 | 61A-24564-01 | .O-RING .ANILLO O | 1 | 1 | 1 | |
| 17 | 650-24431-A0 | .GASKET, FUEL PUMP 1 .EMPAQUE BOMBA COMBUST 1 | 1 | 1 | 1 | |
| 18 | 6H3-45113-A0 | .GASKET, UPPER CASING .EMPAQUE | 1 | 1 | 1 | |
| 19 | 6H3-13622-A1 | .GASKET, VALVE SEAT .EMPAQUE DE ASIENTO VALVULA | 1 | 1 | 1 | |
| 20 | 6H3-W0093-03 | CARBURETOR REPAIR KIT KIT REPARACION CARBURADOR | 1 | 1 | 1 | |
| 21 | 6H3-14198-A1 | .GASKET .EMPAQUE | 1 | 1 | 1 | |
| 22 | 679-14966-00 | .RUBBER CAP .TAPA | 3 | 3 | 3 | |
| 23 | 6H3-14590-02 | .NEEDLE VALVE ASSY .VALVULA DE AGUJA COMPLETA | 3 | 3 | 3 | |
| 24 | 633-14159-00 | .CLIP .PRESILLA | 3 | 3 | 3 | |
| 25 | 676-14186-00 | .PIN, FLOAT .PASADOR DE LA BOYA | 3 | 3 | 3 | |
| 26 | 6G1-14985-00 | .FLOAT .BOIA | 3 | 3 | 3 | |
| 27 | 688-14548-00 | .PIN, FLOAT ARM .PASADOR DE BRAZO DE BOIA | 3 | 3 | 3 | |

FIG. 33 REPAIR KIT 1

ESTUCHE REPARATION 1



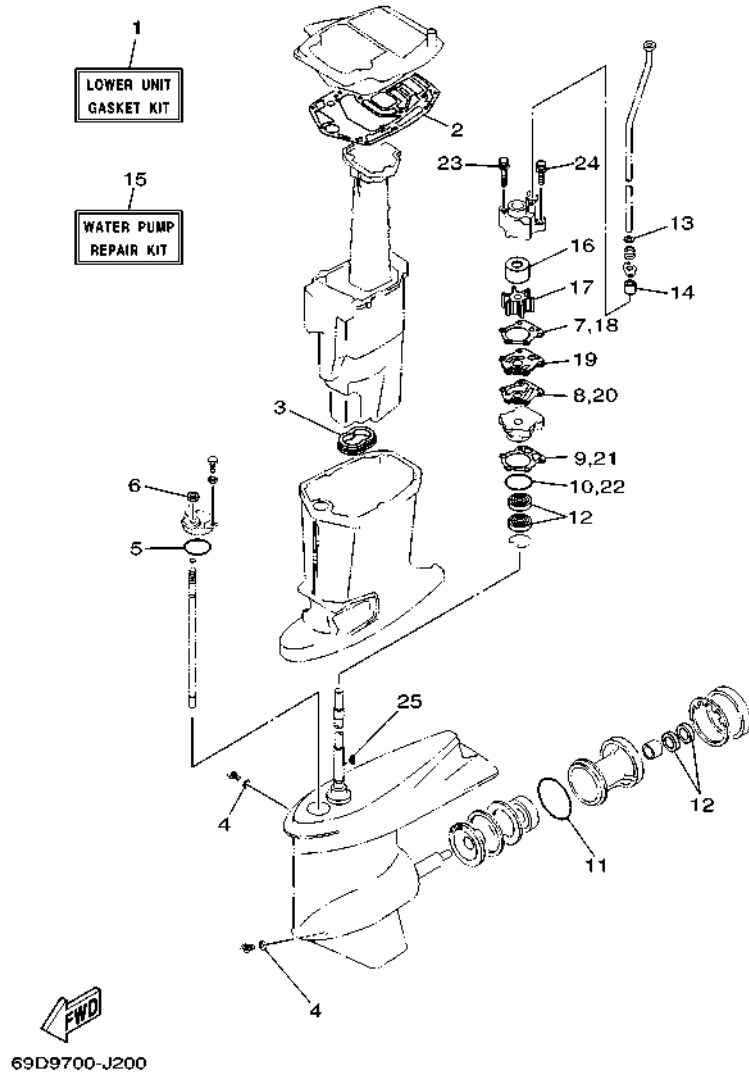
| REF. NO. | PART NO. CODIGO N° | DESCRIPTION DESCRIPCION | MHD | WHD | WD | REMARKS OBSERVACIONES |
|----------|--------------------|--|-----|-----|----|-----------------------|
| 28 | 6G1-14984-00 | .O-RING .EMPAQUE CAMARA DE BOIA | 3 | 3 | 3 | |
| 29 | 97980-04114 | .SCREW, WITH WASHER .TORNILLO, CON ARANDELA | 3 | 3 | 3 | |
| 30 | 93210-04230 | .O-RING .ANILLO O | 3 | 3 | 3 | |
| 31 | 663-14126-00 | .GASKET .EMPAQUE | 3 | 3 | 3 | |
| 32 | 688-14126-00 | .GASKET .EMPAQUE | 3 | 3 | 3 | |
| 33 | 692-14923-00 | .SCREW, PILOT .TORNILLO DE AJUSTE | 3 | 3 | 3 | |
| 34 | 93210-15M52 | .O-RING .ANILLO O | 3 | 3 | 3 | |
| <hr/> | | | | | | |
| <hr/> | | | | | | |
| <hr/> | | | | | | |
| <hr/> | | | | | | |
| <hr/> | | | | | | |
| <hr/> | | | | | | |



6H20010-4180

FIG. 34 REPAIR KIT 2

ESTUCHE REPARACION 2



| REF. NO. | PART NO. CODIGO N° | DESCRIPTION DESCRIPCION | MHD | WHD | WD | REMARKS OBSERVACIONES |
|----------|--------------------|---|-----|-----|----|-----------------------|
| 1 | 69D-W0001-21 | LOWER UNIT GASKET KIT JUEGO DE EMPAQUE UNIDAD INFER. | 1 | 1 | 1 | |
| 2 | 6H3-45114-A1 | .GASKET, UPPER CASING .EMPAQUE | 1 | 1 | 1 | |
| 3 | 6H3-45123-00 | .GASKET, MUFFLER .EMPAQUE SILENCIADOR | 1 | 1 | 1 | |
| 4 | 90430-08003 | .GASKET .JUNTA | 2 | 2 | 2 | |
| 5 | 93210-49046 | .O-RING .ANILLO O | 1 | 1 | 1 | |
| 6 | 93106-09014 | .OIL SEAL .SELLO ACEITE | 1 | 1 | 1 | |
| 7 | 688-44315-A0 | .GASKET, WATER PUMP .EMPAQUE | 1 | 1 | 1 | |
| 8 | 688-44324-A0 | .GASKET, CARTRIDGE .EMPAQUE | 1 | 1 | 1 | |
| 9 | 688-44316-A0 | .GASKET, WATER PUMP .EMPAQUE | 1 | 1 | 1 | |
| 10 | 93210-46044 | .O-RING .ANILLO O | 1 | 1 | 1 | |
| 11 | 93210-85M97 | .O-RING .ANILLO O | 1 | 1 | 1 | |
| 12 | 93101-25M03 | .OIL SEAL .SELLO ACEITE | 4 | 4 | 4 | |
| 13 | 90430-12072 | .GASKET .JUNTA | 1 | 1 | 1 | |
| 14 | 663-44366-01 | .DAMPER, WATER SEAL 2 .GOMA DEL SELLO DE AGUA 2 | 1 | 1 | 1 | |
| 15 | 69D-W0078-00 | WATER PUMP REPAIR KIT ESTUCHE REPARACION BOMBA AGUA | 1 | 1 | 1 | |
| 16 | 69D-44322-00 | .INSERT, CARTRIDGE .CARTUCHO | 1 | 1 | 1 | |
| 17 | 688-44352-03 | .IMPELLER .IMPULSOR | 1 | 1 | 1 | |
| 18 | 688-44315-A0 | .GASKET, WATER PUMP .EMPAQUE | 1 | 1 | 1 | |
| 19 | 688-44323-40 | .OUTER PLATE, CARTRIDGE .PLACA EXTERIOR DEL CARTUCHO | 1 | 1 | 1 | |
| 20 | 688-44324-A0 | .GASKET, CARTRIDGE .EMPAQUE | 1 | 1 | 1 | |
| 21 | 688-44316-A0 | .GASKET, WATER PUMP .EMPAQUE | 1 | 1 | 1 | |
| 22 | 93210-46044 | .O-RING .ANILLO O | 1 | 1 | 1 | |
| 23 | 90119-08196 | .BOLT, WITH WASHER .TORNILLO CON ARANDELA | 2 | 2 | 2 | |
| 24 | 90119-08192 | .BOLT, WITH WASHER .TORNILLO CON ARANDELA | 2 | 2 | 2 | |
| 25 | 90280-04M04 | .KEY, WOODRUFF .CUNA WOODRUFF | 1 | 1 | 1 | |

NUMERICAL INDEX
INDICE NUMERICO

| PART NO. CODIGO N° | REF. NO. | PART NO. CODIGO N° | REF. NO. | PART NO. CODIGO N° | REF. NO. | PART NO. CODIGO N° | REF. NO. | PART NO. CODIGO N° | REF. NO. | PART NO. CODIGO N° | REF. NO. |
|-----------------------|-------------|-----------------------|-------------|-----------------------|-------------|-----------------------|-------------|-----------------------|-------------|-----------------------|-------------|
| 6H3-11111-01-1S | 3 - 24 | 6H3-13622-A1 | 33 - 19 | 6H2-14980-00 | 6 - 15 | 6Y1-24268-01 | 28 - 6 | 6H3-41113-02-1S | 3 - 38 | 69D-42610-22 | 2 - 1 |
| 6K5-11119-01 | 3 - 20 | 6H3-13624-00 | 5 - 6 | 6G1-14984-00 | 6 - 14 | 6G1-24304-10 | 7 - 1 | 6H3-41114-A0 | 3 - 39 | 6H3-42613-01-8D | 2 - 9 |
| 6H3-11181-A2 | 3 - 25 | 6H3-13641-04 | 5 - 4 | | 33 - 15 | 6G1-24305-05 | 27 - 13 | | 33 - 7 | 6H3-42615-01 | 2 - 11 |
| | 33 - 2 | 663-14126-00 | 6 - 19 | | 33 - 28 | | 28 - 13 | 69D-41131-00-CA | 23 - 10 | 69D-42616-01 | 2 - 13 |
| 6H3-11191-00-1S | 3 - 26 | | 33 - 31 | 6G1-14985-00 | 6 - 12 | 6Y1-24305-06 | 27 - 15 | 6H2-41131-00-CA | 23 - 10 | 6K5-4261A-02 | 2 - 2 |
| 6H3-11193-A1 | 3 - 27 | 688-14126-00 | 6 - 21 | | 33 - 26 | | 28 - 15 | 6H3-41137-01-CA | 23 - 5 | 6K5-4261A-12 | 2 - 2 |
| | 33 - 4 | | 33 - 32 | 6H3-14992-01 | 6 - 17 | 61J-24306-04 | 27 - 8 | 6H3-41213-20 | 18 - 22 | 69D-42620-00-8D | 2 - 9 |
| 6H3-11325-01 | 1 - 1 | 633-14159-00 | 6 - 9 | 69D-15100-00 | 3 - 2 | | 28 - 8 | 6H3-41217-00 | 5 - 11 | 6H3-42647-00 | 2 - 3 |
| | 3 - 16 | | 33 - 24 | 6H3-15359-00-94 | 4 - 1 | 69D-24311-00 | 7 - 3 | 662-41237-01 | 18 - 14 | 6H3-42649-00 | 2 - 4 |
| 6H3-11327-00-94 | 3 - 17 | 676-14186-00 | 6 - 10 | 692-15711-01 | 8 - 2 | 69D-24312-00 | 7 - 19 | | 18 - 20 | 6H3-42652-00 | 2 - 6 |
| 6H3-11328-01 | 3 - 18 | | 33 - 25 | 663-15713-00 | 8 - 5 | 663-24312-01 | 3 - 41 | 682-41237-50 | 18 - 19 | 663-42662-01 | 2 - 5 |
| 650-11370-01 | 3 - 4 | 6H3-14198-A1 | 5 - 10 | 663-15714-02 | 8 - 6 | 6H3-24313-00 | 7 - 38 | 6H3-41238-00 | 18 - 1 | 696-42675-41 | 2 - 14 |
| 688-11370-01 | 3 - 3 | | 33 - 14 | 663-15715-00 | 8 - 12 | 6H3-24314-00 | 7 - 40 | 6H3-41257-00 | 5 - 12 | 696-42676-41 | 2 - 15 |
| 6K5-11401-00 | 4 - 7 | | 33 - 21 | 696-15716-00 | 8 - 13 | 6Y1-24329-00 | 27 - 5 | 6J8-41262-00 | 20 - 12 | 6H2-42678-11 | 2 - 16 |
| 6K5-11402-00 | 4 - 14 | 6K5-14301-12 | 6 - 1 | 663-15719-00 | 8 - 15 | | 28 - 5 | 661-41262-02 | 5 - 13 | | 2 - 17 |
| 6K5-11403-00 | 4 - 21 | 6K5-14302-12 | 6 - 2 | 6K5-15723-00 | 8 - 44 | 650-24351-51 | 27 - 12 | | 5 - 16 | 63D-42681-41 | 2 - 18 |
| 6K5-11412-01 | 4 - 8 | 6K5-14303-12 | 6 - 3 | 663-15726-01 | 8 - 10 | | 28 - 12 | 6H3-41271-01 | 5 - 14 | | 2 - 19 |
| 6K5-11422-01 | 4 - 9 | 6A0-14325-00 | 7 - 31 | 696-15734-00 | 8 - 14 | 61J-24360-00 | 27 - 10 | 689-41273-00 | 5 - 15 | 6H3-42711-06-8D | 16 - 1 |
| | 4 - 15 | 6H3-14413-11 | 5 - 17 | 663-15735-01 | 8 - 47 | | 28 - 10 | 6H4-41611-00 | 9 - 11 | 648-42715-00 | 18 - 27 |
| 6H3-11432-01 | 4 - 16 | 6H3-14440-02 | 5 - 18 | 663-15736-01 | 8 - 52 | 688-24378-00 | 7 - 37 | 6H3-41612-00 | 9 - 12 | 6H3-42716-02 | 16 - 12 |
| | 4 - 22 | 6H3-14457-02 | 5 - 19 | 663-15739-00 | 8 - 4 | 692-24410-01 | 7 - 22 | 6H3-41612-10 | 9 - 14 | 6K5-42717-01 | 16 - 13 |
| 6K5-11442-01 | 4 - 23 | 624-14485-00 | 3 - 5 | 663-15741-02 | 8 - 8 | 663-24411-00 | 7 - 27 | 6K5-41618-01 | 9 - 15 | 6H3-42718-01 | 16 - 31 |
| 6H3-11515-00 | 4 - 33 | 63V-14523-00 | 6 - 29 | 663-15744-00 | 8 - 11 | 692-24411-00 | 7 - 24 | 6H3-41631-00 | 18 - 2 | 6E5-42724-01 | 16 - 14 |
| 6K5-11601-02 | 4 - 37 | 663-14527-00 | 6 - 20 | 663-15752-00 | 8 - 18 | 6A0-24412-02 | 7 - 32 | 6H3-41632-00 | 18 - 8 | 6H3-42725-01 | 16 - 15 |
| 6K5-11601-12 | 4 - 37 | 688-14527-00 | 6 - 22 | 6F5-15753-00 | 8 - 19 | 6A0-24413-00 | 7 - 23 | 6H3-41633-00 | 18 - 11 | 6K5-42725-01 | 16 - 15 |
| 6K5-11601-22 | 4 - 37 | 6H2-14527-01 | 6 - 23 | 663-15754-00 | 8 - 9 | 6A0-24421-01 | 7 - 30 | 679-41636-00 | 18 - 15 | 6H3-42725-21 | 16 - 15 |
| 6K5-11631-03-95 | 4 - 36 | 688-14548-00 | 6 - 13 | 689-15755-02 | 8 - 23 | 650-24431-A0 | 7 - 33 | 663-42111-02-8D | 17 - 1 | 6H4-42726-01 | 16 - 23 |
| 6H3-11633-00 | 4 - 38 | | 33 - 27 | 6K5-15758-01-94 | 8 - 38 | | 33 - 17 | 692-42111-21-8D | 17 - 1 | 6H3-42727-01 | 16 - 18 |
| 688-11634-10 | 4 - 39 | 697-14555-00 | 6 - 26 | 6K5-15761-00 | 2 - 12 | 648-24434-01 | 7 - 25 | 663-42115-00 | 17 - 9 | 6H3-42738-01-CA | 16 - 16 |
| 6K5-11635-03 | 4 - 36 | 6H2-14578-00 | 6 - 31 | 6K5-15762-00 | 8 - 42 | 648-24435-03 | 7 - 28 | 692-42115-00 | 17 - 9 | 6H3-42741-01-8D | 16 - 27 |
| 6K5-11636-03 | 4 - 36 | 6H3-14578-00 | 6 - 32 | 663-15764-00 | 8 - 7 | 61A-24469-00 | 7 - 12 | 664-42119-00 | 17 - 2 | 6BG-42748-01 | 16 - 19 |
| 6K5-11651-00 | 4 - 10 | 6H3-14590-02 | 6 - 8 | 6K5-15770-01 | 8 - 45 | 61A-24521-00 | 7 - 7 | 692-42121-02-8D | 17 - 19 | 69D-42758-00 | 14 - 5 |
| | 4 - 17 | | 33 - 23 | 6K5-15771-00-94 | 8 - 33 | 65L-24531-01 | 7 - 8 | 663-42126-01 | 17 - 54 | 6H3-42768-01 | 16 - 22 |
| | 4 - 24 | 6K5-14592-00 | 6 - 27 | 6K5-15772-00-94 | 8 - 35 | 60H-24558-00 | 7 - 13 | 663-42133-01 | 17 - 13 | 6H3-42771-01-8D | 16 - 28 |
| 6K5-11681-00 | 4 - 11 | 6H3-14711-01-CA | 23 - 12 | 648-15773-00 | 8 - 3 | 61A-24560-05 | 7 - 6 | 663-42134-03-94 | 17 - 14 | 6EE-42794-40 | 16 - 32 |
| | 4 - 18 | 69D-14711-10-CA | 23 - 12 | 6K5-15773-01 | 8 - 37 | 61A-24563-02 | 1 - 6 | 663-42135-01 | 17 - 12 | 6H3-42813-00 | 16 - 7 |
| | 4 - 25 | 6H3-14711-11-CA | 23 - 12 | 6K5-15774-00 | 8 - 56 | | 7 - 11 | 61U-42137-00 | 17 - 4 | 6H3-42815-01-8D | 16 - 3 |
| 6H3-12411-11 | 1 - 2 | 6H3-14737-01 | 23 - 17 | 6F5-15779-02 | 8 - 25 | 61A-24564-01 | 1 - 5 | 663-42138-00 | 17 - 10 | 6H3-42816-00 | 16 - 9 |
| | 3 - 31 | 6H3-14737-11 | 23 - 17 | 697-15789-01 | 8 - 43 | | 7 - 9 | 6G1-42177-01 | 17 - 3 | 6H3-42817-01-8D | 16 - 4 |
| 688-12412-00 | 3 - 32 | 692-14923-00 | 6 - 25 | 6F5-15791-00 | 8 - 20 | | 33 - 16 | 6H3-42191-01 | 17 - 39 | 6H3-42818-00 | 16 - 10 |
| 6H3-12413-00-1S | 3 - 33 | | 33 - 33 | 663-15794-00 | 8 - 49 | 69D-24566-01 | 7 - 16 | 6H3-42192-00 | 17 - 41 | 697-43107-04-8D | 20 - 2 |
| 62Y-12414-01 | 1 - 3 | 676-14943-34 | 6 - 5 | 6YJ-24167-00 | 27 - 7 | 61A-24577-01 | 7 - 10 | 69D-42508-01 | 17 - 45 | 688-43107-05-8D | 20 - 2 |
| | 3 - 34 | 6K5-14945-36 | 6 - 35 | | 28 - 7 | 6YJ-24610-01 | 27 - 2 | 6H3-42510-03-8D | 22 - 1 | 69D-43107-12-8D | 21 - 33 |
| | 33 - 5 | 6H2-14947-02 | 6 - 4 | 6YJ-24201-21 | 27 - 1 | | 28 - 2 | 69D-42510-11-8D | 22 - 1 | 63D-43111-01-8D | 21 - 1 |
| 6H2-13610-00 | 5 - 1 | 6H4-14948-15 | 6 - 6 | 6YJ-24201-31 | 28 - 1 | 692-26301-03 | 17 - 18 | 69D-42515-00 | 17 - 50 | 697-43111-05-8D | 19 - 1 |
| 6H3-13621-A1 | 5 - 5 | 6K5-14950-21 | 6 - 36 | 6YJ-24260-11 | 27 - 3 | 6H3-41111-01-1S | 3 - 36 | 663-42518-00 | 17 - 46 | 688-43111-13-8D | 19 - 1 |
| | 33 - 13 | 679-14966-00 | 6 - 7 | 6Y1-24260-30 | 28 - 3 | 6H3-41112-A0 | 3 - 37 | 67G-42528-00 | 17 - 47 | 63D-43112-01-8D | 21 - 6 |
| 6H3-13622-A1 | 5 - 7 | | 33 - 22 | 6Y1-24268-01 | 27 - 6 | | 33 - 6 | 69D-42610-12 | 2 - 1 | 697-43112-03-8D | 19 - 7 |

NUMERICAL INDEX
INDICE NUMERICO

| PART NO. CODIGO N° | REF. NO. | PART NO. CODIGO N° | REF. NO. | PART NO. CODIGO N° | REF. NO. | PART NO. CODIGO N° | REF. NO. | PART NO. CODIGO N° | REF. NO. | PART NO. CODIGO N° | REF. NO. |
|-----------------------|-------------|-----------------------|-------------|-----------------------|-------------|-----------------------|-------------|-----------------------|-------------|-----------------------|-------------|
| 688-43112-12-8D | 19 - 7 | 6H3-44117-00-94 | 18 - 30 | 663-44367-01 | 26 - 1 | 67F-45371-00 | 26 - 8 | 688-45577-60 | 24 - 62 | 703-48153-00 | 31 - 60 |
| 648-43114-01 | 19 - 10 | 6J2-44117-01-94 | 18 - 30 | 69D-44391-00 | 16 - 2 | 688-45375-00 | 26 - 7 | | 25 - 53 | 703-48189-00 | 31 - 19 |
| | 21 - 9 | 6K5-44120-03 | 18 - 26 | 688-44511-00 | 22 - 28 | 663-45376-00 | 26 - 6 | 688-45587-01 | 24 - 5 | 703-48198-00 | 31 - 16 |
| 663-43116-01 | 19 - 11 | 6K5-44120-13 | 18 - 26 | 688-44514-00 | 22 - 21 | 6J8-45378-00 | 24 - 20 | | 25 - 5 | 703-48211-10 | 31 - 25 |
| | 21 - 10 | 69D-44120-22 | 18 - 26 | 6EK-44536-00 | 19 - 3 | 688-45383-02 | 24 - 68 | 688-45587-10 | 24 - 5 | 703-48212-10 | 31 - 26 |
| 663-43118-01-8D | 19 - 13 | 6H3-44121-01 | 18 - 35 | 6H3-44551-01-8D | 22 - 7 | | 25 - 59 | | 25 - 5 | 703-48213-10 | 31 - 27 |
| | 21 - 12 | 688-44122-00 | 18 - 38 | 69D-44551-11-8D | 22 - 7 | 688-45384-02 | 24 - 69 | 688-45587-20 | 24 - 5 | 703-48215-11 | 31 - 46 |
| 688-43124-02 | 20 - 5 | 6H1-44144-00 | 24 - 55 | 6H3-44553-10-8D | 22 - 17 | | 25 - 60 | | 25 - 5 | 703-48219-10 | 31 - 34 |
| 69D-43126-01 | 19 - 35 | 6K5-44144-00 | 25 - 47 | 687-44555-00 | 22 - 9 | 69D-45501-00 | 24 - 36 | 688-45587-30 | 24 - 5 | 703-48221-10 | 31 - 28 |
| | 21 - 38 | 663-44151-00 | 25 - 46 | 688-44555-00 | 22 - 9 | 69D-45501-10 | 24 - 36 | | 25 - 5 | 703-48222-30 | 31 - 31 |
| 63D-43128-01-8D | 21 - 13 | 6H1-44151-00 | 24 - 54 | 663-44575-01 | 22 - 27 | | 25 - 35 | 688-45587-40 | 24 - 5 | 703-48223-10 | 31 - 32 |
| 688-43128-01-8D | 20 - 1 | 692-44159-01 | 17 - 30 | 688-44575-01 | 22 - 14 | 69D-45501-20 | 24 - 36 | | 25 - 5 | 703-48225-10 | 31 - 33 |
| 697-43128-01-8D | 20 - 1 | 663-44173-01 | 17 - 31 | 6H3-45111-01-8D | 23 - 1 | 688-45536-01 | 24 - 4 | 688-45587-50 | 24 - 5 | 703-48227-00 | 31 - 30 |
| 63D-43131-01 | 21 - 17 | 703-44189-20 | 31 - 36 | 6H3-45111-13-8D | 23 - 1 | | 25 - 4 | | 25 - 5 | 703-48230-23 | 30 - 1 |
| 688-43131-03 | 19 - 18 | 703-44189-30 | 31 - 42 | 6H3-45113-A0 | 23 - 7 | | 24 - 37 | 688-45587-60 | 24 - 5 | | 31 - 1 |
| 6G5-43144-00 | 19 - 40 | 6K5-44191-00 | 17 - 28 | | 33 - 18 | | 25 - 36 | | 25 - 5 | 703-48232-00 | 31 - 2 |
| | 21 - 48 | 6X3-44191-00 | 31 - 47 | 6H3-45114-A1 | 23 - 15 | 6K5-45560-00 | 24 - 39 | 688-45611-00 | 25 - 39 | 703-48234-00 | 31 - 20 |
| 6E5-43145-01 | 29 - 9 | 688-44194-00 | 18 - 5 | | 34 - 2 | | 25 - 38 | 6H1-45611-01 | 24 - 40 | 703-48235-00 | 31 - 5 |
| 6G5-43145-01 | 19 - 22 | 688-44311-01 | 24 - 21 | 6H3-45123-00 | 23 - 14 | 688-45567-01 | 24 - 7 | 688-45631-01 | 25 - 40 | 703-48236-00 | 31 - 18 |
| | 21 - 21 | | 25 - 20 | | 34 - 3 | | 25 - 7 | 6H1-45631-01 | 24 - 41 | 703-48238-00 | 31 - 24 |
| 6G5-43148-00 | 19 - 26 | 688-44315-A0 | 24 - 23 | 6H3-45127-01 | 23 - 13 | 688-45567-10 | 24 - 7 | 688-45633-00 | 24 - 52 | 703-48243-00 | 31 - 17 |
| | 21 - 26 | | 25 - 22 | 6C5-45155-01 | 23 - 3 | | 25 - 7 | | 25 - 45 | 703-48244-00 | 31 - 23 |
| 697-43160-00 | 19 - 31 | | 34 - 7 | 688-45211-01-8D | 23 - 18 | 688-45567-20 | 24 - 7 | 688-45634-00 | 25 - 41 | 703-48245-00 | 31 - 13 |
| 688-43160-01 | 19 - 31 | | 34 - 18 | 696-45211-01-8D | 23 - 18 | | 25 - 7 | 6H1-45634-02 | 24 - 43 | 703-48246-00 | 31 - 29 |
| | 21 - 29 | 688-44316-A0 | 24 - 30 | 6H1-45214-00 | 24 - 12 | 688-45567-30 | 24 - 7 | 688-45635-00 | 25 - 43 | 701-48248-00 | 31 - 15 |
| 688-43165-00 | 19 - 32 | | 25 - 29 | | 25 - 12 | | 25 - 7 | 6H1-45635-00 | 24 - 47 | 703-48252-00 | 31 - 14 |
| | 21 - 30 | | 34 - 9 | 6H1-45215-00 | 24 - 13 | 688-45567-40 | 24 - 7 | 6H1-45641-01 | 24 - 53 | 703-48261-11 | 31 - 4 |
| 6H5-43181-03 | 21 - 22 | | 34 - 21 | | 25 - 13 | | 25 - 7 | 6H1-45668-00 | 24 - 46 | 703-48264-00 | 31 - 8 |
| 688-43181-04 | 19 - 23 | 69D-44322-00 | 24 - 22 | 663-45251-00 | 1 - 7 | 688-45567-50 | 24 - 7 | 688-45930-02 | 26 - 18 | 703-48265-10 | 31 - 11 |
| 688-43181-10 | 19 - 23 | | 25 - 21 | | 19 - 2 | | 25 - 7 | 688-45932-60 | 26 - 18 | 703-48268-00 | 31 - 7 |
| 6H5-43185-03 | 21 - 23 | | 34 - 16 | | 21 - 36 | 688-45567-60 | 24 - 7 | 6E5-45941-00 | 26 - 18 | 703-48271-00 | 31 - 3 |
| 688-43185-04 | 19 - 24 | 688-44323-40 | 24 - 31 | 63D-45251-01 | 1 - 8 | | 25 - 7 | 6E5-45943-00 | 26 - 18 | 703-48281-00 | 31 - 35 |
| 688-43185-10 | 19 - 24 | | 25 - 30 | | 21 - 2 | 6H3-45571-00 | 24 - 59 | 6E5-45945-01 | 26 - 18 | 703-48284-00 | 31 - 57 |
| 688-43186-00 | 20 - 10 | | 34 - 19 | 6H1-45251-03 | 1 - 8 | 6K5-45571-00 | 25 - 50 | 6E5-45947-00 | 26 - 18 | 701-48287-00 | 31 - 45 |
| 6H1-43311-02-8D | 19 - 15 | 688-44324-A0 | 24 - 32 | | 19 - 2 | 688-45576-00 | 24 - 63 | 6E5-45949-00 | 26 - 18 | 703-48293-11 | 31 - 44 |
| 697-43311-03-8D | 19 - 15 | | 25 - 31 | 69D-45300-03-8D | 24 - 1 | | 25 - 54 | 6E5-45952-00 | 26 - 18 | 701-48310-80 | 30 - 2 |
| 69D-43311-11-8D | 21 - 14 | | 34 - 8 | 69D-45300-13-8D | 24 - 1 | 688-45577-01 | 24 - 62 | 6E5-45954-00 | 26 - 18 | 701-48320-20 | 30 - 2 |
| 663-43318-00 | 19 - 30 | | 34 - 20 | 69D-45300-23-8D | 24 - 1 | | 25 - 53 | 6E5-45956-00 | 26 - 18 | 701-48320-50 | 30 - 2 |
| 682-43318-01 | 20 - 9 | 6D8-44341-01-CA | 24 - 26 | 69D-45300-43-8D | 25 - 1 | 688-45577-10 | 24 - 62 | 688-45970-03 | 26 - 18 | 700-48339-00 | 17 - 42 |
| | 21 - 46 | | 25 - 25 | 6H1-45301-03-8D | 24 - 2 | | 25 - 53 | 688-45972-02 | 26 - 18 | 6FM-48344-00 | 18 - 17 |
| 688-43616-00 | 20 - 13 | 688-44352-03 | 24 - 24 | 688-45311-06-8D | 25 - 2 | 688-45577-20 | 24 - 62 | 688-45974-02 | 26 - 18 | | 18 - 39 |
| 688-43631-00 | 20 - 3 | | 25 - 23 | 688-45321-00 | 24 - 16 | | 25 - 53 | 688-45976-01 | 26 - 18 | 703-48345-01 | 31 - 21 |
| 69D-43631-00 | 21 - 34 | | 34 - 17 | | 25 - 16 | 688-45577-30 | 24 - 62 | 688-45978-60 | 26 - 18 | 703-48358-01 | 31 - 22 |
| 688-43631-10 | 20 - 3 | 69D-44361-00 | 26 - 2 | 688-45331-00-CA | 24 - 60 | | 25 - 53 | 688-45987-01 | 26 - 13 | 6H3-48511-52 | 22 - 19 |
| 688-43651-00 | 20 - 15 | 69D-44361-10 | 26 - 2 | | 25 - 51 | 688-45577-40 | 24 - 62 | 67F-45997-00 | 26 - 14 | 6H3-48538-00 | 18 - 40 |
| 63D-43691-00 | 19 - 17 | 69D-44361-20 | 26 - 2 | 688-45341-10 | 24 - 10 | | 25 - 53 | 703-48128-10 | 31 - 39 | 688-61350-10 | 29 - 1 |
| | 21 - 16 | 663-44366-01 | 26 - 10 | | 25 - 10 | 688-45577-50 | 24 - 62 | 703-48129-00 | 31 - 41 | 688-61351-10 | 29 - 2 |
| 697-44113-00 | 17 - 27 | | 34 - 14 | 67F-45371-00 | 1 - 10 | | 25 - 53 | 703-48152-10 | 31 - 6 | 6E5-61355-00 | 29 - 8 |

NUMERICAL INDEX
INDICE NUMERICO

| PART NO. CODIGO N° | REF. NO. | PART NO. CODIGO N° | REF. NO. | PART NO. CODIGO N° | REF. NO. | PART NO. CODIGO N° | REF. NO. | PART NO. CODIGO N° | REF. NO. | PART NO. CODIGO N° | REF. NO. |
|-----------------------|-------------|-----------------------|-------------|-----------------------|-------------|-----------------------|-------------|-----------------------|-------------|-----------------------|-------------|
| 6K5-81332-00 | 9 - 16 | 69D-82531-00 | 10 - 2 | 69D-W0090-04-1S | 3 - 1 | 90151-05M00 | 25 - 14 | 90201-20M21 | 22 - 23 | 90386-12089 | 17 - 22 |
| 6K5-81332-60 | 9 - 16 | 703-82531-00 | 31 - 51 | 6H3-W0093-03 | 33 - 20 | 90152-05011 | 17 - 5 | 90201-21M18 | 9 - 10 | 90386-13M38 | 16 - 5 |
| 6H3-81800-11 | 15 - 1 | 6K1-82532-00 | 31 - 50 | 69D-W1140-01 | 4 - 6 | 90152-06M01 | 19 - 5 | 90201-22M03 | 21 - 19 | 90386-18M21 | 19 - 36 |
| 6H3-81807-10 | 15 - 3 | 703-82532-00 | 13 - 3 | 692-W1571-04 | 8 - 1 | | 21 - 37 | 90201-22M67 | 19 - 20 | | 20 - 6 |
| 689-81809-11 | 15 - 7 | 703-82540-00 | 31 - 55 | 656-W2810-03 | 7 - 42 | 90157-05M19 | 27 - 4 | 90201-30M00 | 22 - 2 | 90386-18M35 | 19 - 37 |
| 6H3-81810-10 | 15 - 9 | 6H3-82540-01 | 13 - 6 | 90101-06M27 | 17 - 55 | | 28 - 4 | 90202-03M51 | 20 - 14 | | 20 - 8 |
| 689-81811-11 | 15 - 12 | 6H3-82554-00 | 13 - 7 | 90101-08002 | 3 - 21 | 90157-06M13 | 18 - 3 | 90202-07M07 | 18 - 37 | 90386-18M44 | 21 - 43 |
| 689-81812-11 | 15 - 11 | 663-82555-01 | 13 - 8 | 90101-10041 | 22 - 22 | 90159-05M13 | 14 - 3 | 90202-12060 | 26 - 3 | 90386-18M63 | 20 - 7 |
| 689-81813-10 | 15 - 13 | 682-82556-00 | 13 - 5 | 90101-12063 | 19 - 42 | 90160-04006 | 26 - 12 | 90202-12092 | 17 - 23 | 90386-22M15 | 19 - 19 |
| 6H3-81820-11 | 15 - 14 | | 17 - 59 | | 21 - 50 | 90170-09M03 | 29 - 5 | 90202-20M06 | 22 - 24 | | 21 - 18 |
| 689-81826-10 | 15 - 15 | | 31 - 53 | 90101-12075 | 17 - 20 | 90170-16M01 | 24 - 38 | 90202-25M04 | 22 - 11 | 90386-30M60 | 22 - 6 |
| 6H3-81830-10 | 15 - 4 | 688-82560-10 | 10 - 26 | 90105-06M14 | 10 - 4 | | 25 - 37 | 90206-10M04 | 18 - 23 | 90386-30M77 | 22 - 4 |
| 689-81831-00 | 15 - 5 | 688-82575-02 | 31 - 52 | 90105-10M67 | 26 - 9 | 90170-18M10 | 21 - 45 | 90206-12054 | 17 - 25 | 90386-30M78 | 22 - 3 |
| 689-81840-11 | 15 - 10 | 6K5-82575-03 | 17 - 58 | 90109-12M21 | 22 - 13 | 90170-20137 | 9 - 9 | 90206-13M10 | 16 - 6 | 90387-06119 | 8 - 40 |
| 689-81847-11 | 15 - 6 | 688-82575-12 | 13 - 4 | 90116-06M07 | 10 - 8 | 90171-16011 | 26 - 16 | 90209-06M05 | 5 - 21 | 90387-06289 | 18 - 6 |
| 689-81850-12 | 15 - 8 | 703-82577-00 | 31 - 49 | 90116-08M69 | 3 - 29 | 90175-06003 | 17 - 49 | 90209-27011 | 4 - 12 | | 18 - 24 |
| 689-81857-11 | 15 - 2 | 676-82577-01 | 13 - 2 | 90116-10063 | 22 - 30 | | 17 - 57 | | 4 - 19 | 90387-06M43 | 10 - 5 |
| 6H3-81916-00 | 10 - 18 | 689-8257Y-00 | 17 - 60 | 90116-10M05 | 23 - 20 | 90179-08M34 | 3 - 30 | | 4 - 26 | 90387-06M59 | 18 - 12 |
| 6H3-81922-01 | 10 - 7 | 688-82586-21 | 31 - 54 | 90116-10M31 | 23 - 20 | 90183-02M03 | 24 - 50 | 90243-04007 | 19 - 12 | 90387-06M69 | 16 - 20 |
| 688-81950-10 | 11 - 5 | 6H3-82590-02 | 12 - 10 | 90116-18M52 | 21 - 42 | 90185-05002 | 24 - 15 | | 21 - 11 | 90387-08M05 | 8 - 32 |
| | 12 - 4 | 69D-82590-11 | 11 - 4 | 90119-06023 | 3 - 19 | | 25 - 15 | 90249-06M19 | 19 - 28 | 90387-10M02 | 19 - 29 |
| 6G1-81970-63 | 11 - 1 | 69D-82590-21 | 11 - 4 | 90119-06274 | 19 - 4 | 90185-08057 | 17 - 52 | | 21 - 28 | 90387-10M38 | 19 - 28 |
| | 12 - 1 | 703-82591-00 | 31 - 58 | 90119-06275 | 16 - 11 | 90185-09M01 | 29 - 4 | 90250-07M02 | 24 - 51 | 90387-10M42 | 29 - 6 |
| 6EE-81994-40 | 5 - 22 | 703-82592-00 | 31 - 59 | 90119-06290 | 8 - 41 | 90185-10027 | 17 - 36 | | 25 - 44 | 90387-12M30 | 17 - 37 |
| 6EE-81995-40 | 8 - 59 | 688-82594-00 | 11 - 11 | 90119-06291 | 16 - 21 | | 22 - 26 | 90254-03002 | 4 - 34 | 90387-16003 | 21 - 39 |
| 6H3-82105-03 | 11 - 9 | | 12 - 12 | 90119-06305 | 18 - 13 | | 22 - 31 | 90254-03003 | 17 - 11 | 90387-16004 | 21 - 40 |
| | 12 - 8 | 703-83383-11 | 31 - 56 | 90119-06306 | 14 - 7 | 90185-12058 | 17 - 26 | 90266-06009 | 2 - 8 | 90389-25M00 | 26 - 15 |
| 6H3-82117-01 | 11 - 10 | 6Y5-83504-23 | 14 - 1 | 90119-06309 | 18 - 25 | 90185-22043 | 19 - 21 | 90269-04M03 | 16 - 8 | 90430-08003 | 1 - 9 |
| | 12 - 9 | 69D-83519-00 | 14 - 2 | 90119-06MA3 | 3 - 35 | | 21 - 20 | 90280-04M04 | 24 - 25 | | 24 - 11 |
| 703-82119-01 | 16 - 24 | 6Y7-83540-21 | 32 - 1 | | 5 - 8 | 90201-03313 | 24 - 49 | | 25 - 24 | | 25 - 11 |
| 69D-82127-00 | 22 - 18 | 6Y5-83553-01 | 32 - 2 | 90119-06MA5 | 3 - 40 | 90201-05552 | 6 - 28 | | 34 - 25 | | 34 - 4 |
| 6H1-82127-00 | 22 - 18 | 6H3-85510-A1 | 9 - 2 | | 3 - 40 | 90201-06068 | 7 - 15 | 90280-05015 | 9 - 8 | 90430-12072 | 26 - 4 |
| 63D-82148-00 | 21 - 7 | 64J-85516-01 | 14 - 4 | 90119-08087 | 8 - 29 | 90201-06M31 | 18 - 9 | 90282-04010 | 24 - 67 | | 34 - 13 |
| 6E5-82148-00 | 19 - 8 | 663-85518-00 | 9 - 4 | 90119-08155 | 23 - 21 | 90201-10049 | 22 - 20 | | 25 - 58 | 90430-14115 | 3 - 23 |
| 6H1-82148-00 | 21 - 4 | 6H3-85520-00 | 9 - 3 | 90119-08158 | 23 - 21 | 90201-10081 | 29 - 7 | 90338-05M03 | 16 - 25 | | 33 - 3 |
| 6G1-82151-01 | 11 - 2 | 6H3-85533-A0 | 9 - 6 | 90119-08180 | 8 - 30 | 90201-10120 | 17 - 35 | | 16 - 26 | 90445-07M02 | 3 - 11 |
| | 12 - 2 | 6H3-85540-13 | 10 - 13 | 90119-08192 | 24 - 35 | 90201-10M02 | 17 - 6 | 90340-08002 | 24 - 9 | 90445-07M44 | 3 - 9 |
| | 32 - 3 | 6H3-85542-00 | 10 - 3 | | 25 - 34 | 90201-10M20 | 29 - 3 | | 25 - 9 | 90445-07M45 | 3 - 12 |
| 6H3-82164-01 | 11 - 7 | 6K5-85550-11 | 9 - 1 | | 34 - 24 | 90201-11M22 | 22 - 25 | 90340-14M06 | 3 - 22 | 90445-07M82 | 3 - 13 |
| | 12 - 6 | 6K5-85550-A1 | 9 - 1 | 90119-08196 | 24 - 34 | 90201-12062 | 19 - 43 | 90385-12M04 | 8 - 31 | 90445-09072 | 7 - 35 |
| 6A0-82317-01 | 8 - 39 | 6H3-85570-10 | 10 - 20 | | 25 - 33 | | 21 - 51 | 90386-06088 | 17 - 40 | 90445-09220 | 7 - 39 |
| 63M-82370-01 | 10 - 22 | 6H3-86110-02 | 12 - 13 | | 34 - 23 | 90201-12426 | 19 - 44 | 90386-07M58 | 18 - 32 | 90445-11M05 | 27 - 11 |
| 663-82370-01 | 10 - 22 | 6H3-86116-00 | 12 - 14 | 90119-08M64 | 3 - 8 | | 21 - 52 | 90386-08032 | 17 - 8 | | 28 - 11 |
| 6G1-82370-21 | 10 - 22 | 69D-W0001-01 | 33 - 1 | 90119-08M81 | 23 - 4 | 90201-12537 | 17 - 24 | 90386-10009 | 17 - 34 | 90445-11M06 | 27 - 9 |
| 6H3-82510-22 | 13 - 1 | 69D-W0001-21 | 34 - 1 | 90119-08MA5 | 3 - 28 | 90201-12M16 | 22 - 10 | 90386-10025 | 21 - 25 | | 28 - 9 |
| 703-82510-34 | 31 - 48 | 688-W0004-00 | 5 - 2 | 90119-10005 | 3 - 7 | 90201-12M34 | 17 - 38 | 90386-10M16 | 19 - 25 | 90446-10M02 | 10 - 27 |
| 697-8252E-02-8D | 13 - 11 | 69D-W0078-00 | 1 - 11 | 90149-05095 | 8 - 51 | 90201-13M19 | 22 - 12 | | 19 - 25 | 90464-04M12 | 10 - 12 |
| 697-8252F-02-8D | 13 - 12 | | 34 - 15 | 90151-05M00 | 24 - 14 | 90201-20417 | 4 - 41 | | 21 - 24 | 90464-07M05 | 3 - 15 |

NUMERICAL INDEX
INDICE NUMERICO

| PART NO. CODIGO N° | REF. NO. | PART NO. CODIGO N° | REF. NO. | PART NO. CODIGO N° | REF. NO. | PART NO. CODIGO N° | REF. NO. | PART NO. CODIGO N° | REF. NO. | PART NO. CODIGO N° | REF. NO. |
|-----------------------|-------------|-----------------------|-------------|-----------------------|-------------|-----------------------|-------------|-----------------------|-------------|-----------------------|-------------|
| 90464-07M10 | 10 - 17 | 91690-30020 | 19 - 27 | 93210-08287 | 28 - 16 | 93604-10M03 | 24 - 33 | 97513-06555 | 8 - 36 | 97E95-06616 | 19 - 6 |
| 90464-08M07 | 10 - 15 | | 20 - 11 | 93210-15M52 | 6 - 33 | | 25 - 32 | 97513-08535 | 15 - 16 | 97E95-08530 | 17 - 53 |
| | 17 - 61 | | 21 - 27 | | 33 - 34 | 93606-12019 | 23 - 2 | 97880-06012 | 19 - 9 | 97E95-10545 | 19 - 14 |
| 90464-10M59 | 7 - 5 | 92903-06100 | 10 - 25 | 93210-16275 | 29 - 10 | | 23 - 6 | 97880-06025 | 13 - 13 | 98580-04006 | 31 - 40 |
| 90464-12M17 | 10 - 16 | | 13 - 17 | 93210-29M94 | 22 - 5 | | 23 - 19 | 97885-05012 | 17 - 17 | 98580-04008 | 6 - 11 |
| 90464-15M11 | 11 - 8 | 92903-06200 | 8 - 54 | 93210-46044 | 24 - 29 | | 26 - 5 | 97885-06008 | 17 - 16 | 99001-08600 | 24 - 57 |
| | 12 - 7 | 92903-08100 | 8 - 27 | | 25 - 28 | 93608-12063 | 3 - 6 | | 21 - 8 | | 25 - 49 |
| | 14 - 6 | 92903-08600 | 8 - 28 | | 34 - 10 | 93700-06002 | 17 - 15 | 97885-06012 | 13 - 9 | | |
| 90465-06M90 | 8 - 58 | | 15 - 19 | | 34 - 22 | 93700-06M03 | 19 - 16 | 97885-06045 | 5 - 20 | | |
| | 10 - 23 | 92990-06100 | 10 - 11 | 93210-46M16 | 4 - 35 | | 21 - 15 | 97902-05125 | 9 - 5 | | |
| 90465-08M83 | 7 - 21 | | 13 - 14 | | 33 - 9 | 94702-00160 | 1 - 4 | 97980-04114 | 6 - 16 | | |
| 90465-11M10 | 7 - 4 | 92990-06200 | 10 - 10 | 93210-49046 | 24 - 17 | | 3 - 43 | | 33 - 29 | | |
| | 7 - 20 | 92990-06600 | 17 - 43 | | 25 - 17 | 94702-00247 | 1 - 4 | 97980-05128 | 7 - 29 | | |
| 90465-18147 | 12 - 18 | | 17 - 56 | | 34 - 5 | | 3 - 43 | 97980-05216 | 5 - 3 | | |
| 90467-06016 | 3 - 10 | 92990-08200 | 18 - 33 | 93210-65M50 | 4 - 4 | 95380-03600 | 7 - 26 | 97980-05225 | 11 - 3 | | |
| | 3 - 14 | 92990-08600 | 17 - 51 | | 33 - 12 | 95380-05600 | 18 - 16 | | 12 - 3 | | |
| 90467-08004 | 3 - 42 | | 31 - 38 | 93210-85M97 | 24 - 64 | | 18 - 21 | 97980-05310 | 6 - 24 | | |
| | 7 - 36 | 92990-10100 | 23 - 23 | | 25 - 55 | | 31 - 9 | 97980-06225 | 10 - 14 | | |
| | 7 - 41 | 92990-10600 | 19 - 26 | | 34 - 11 | 95380-06600 | 18 - 4 | 97985-06210 | 9 - 17 | | |
| 90468-18008 | 8 - 53 | 92990-12200 | 17 - 21 | 93306-207U0 | 24 - 61 | | 31 - 43 | 97985-06212 | 9 - 13 | | |
| | 18 - 18 | 92995-06100 | 8 - 17 | | 25 - 52 | 95380-06700 | 10 - 9 | | 10 - 19 | | |
| | 18 - 36 | | 8 - 22 | 93306-306V1 | 4 - 32 | 95380-10600 | 23 - 22 | 97D95-06010 | 21 - 35 | | |
| 90480-13M24 | 10 - 6 | | 13 - 10 | 93310-527W1 | 4 - 13 | 95380-12600 | 19 - 45 | 97D95-06025 | 18 - 7 | | |
| 90480-19M06 | 26 - 11 | 92995-10600 | 23 - 24 | | 4 - 20 | | 21 - 53 | 97D95-06095 | 5 - 9 | | |
| 90501-10326 | 6 - 30 | 92995-18600 | 21 - 44 | | 4 - 27 | 95380-12800 | 22 - 15 | 97E75-08530 | 23 - 8 | | |
| 90501-10M21 | 19 - 27 | 93101-25M03 | 24 - 28 | 93311-636U6 | 4 - 28 | 97013-06012 | 8 - 57 | | 23 - 11 | | |
| 90501-12082 | 18 - 29 | | 24 - 66 | 93315-325V1 | 24 - 3 | | 10 - 24 | | 23 - 16 | | |
| 90501-12M48 | 24 - 48 | | 25 - 27 | | 25 - 3 | 97013-06020 | 13 - 16 | 97E75-08535 | 22 - 29 | | |
| 90501-16233 | 25 - 42 | | 25 - 57 | 93317-325U0 | 24 - 65 | 97013-08012 | 8 - 26 | | 23 - 9 | | |
| 90501-16M17 | 17 - 32 | | 34 - 12 | | 25 - 56 | 97013-08016 | 15 - 18 | 97E75-08540 | 22 - 16 | | |
| 90501-16M65 | 24 - 44 | 93102-30009 | 4 - 2 | 93332-000U3 | 24 - 6 | 97017-06025 | 8 - 21 | 97E95-06416 | 7 - 14 | | |
| 90501-23215 | 17 - 7 | | 33 - 10 | | 25 - 6 | 97080-06010 | 20 - 4 | 97E95-06510 | 21 - 5 | | |
| 90502-16M02 | 19 - 34 | 93102-36M24 | 4 - 29 | 93332-000UE | 4 - 31 | 97080-06035 | 17 - 48 | 97E95-06512 | 8 - 46 | | |
| | 21 - 32 | | 33 - 8 | 93332-000W7 | 24 - 8 | 97095-06016 | 8 - 16 | | 19 - 41 | | |
| 90502-20M03 | 19 - 34 | 93106-09014 | 24 - 18 | | 25 - 8 | 97380-05025 | 31 - 10 | | 21 - 49 | | |
| 90506-08M23 | 8 - 48 | | 25 - 18 | 93410-16097 | 21 - 41 | 97380-08030 | 31 - 37 | 97E95-06514 | 7 - 17 | | |
| 90506-14M24 | 19 - 39 | | 34 - 6 | 93410-18M05 | 19 - 38 | 97513-06512 | 10 - 1 | 97E95-06516 | 2 - 10 | | |
| | 21 - 47 | 93106-18001 | 4 - 3 | 93410-28M06 | 22 - 8 | | 12 - 11 | | 7 - 18 | | |
| 90508-12015 | 8 - 50 | | 33 - 11 | 93430-06024 | 31 - 12 | 97513-06516 | 11 - 6 | | 16 - 17 | | |
| 90508-29051 | 18 - 10 | 93210-03261 | 12 - 17 | 93440-49M04 | 4 - 30 | | 12 - 5 | | 24 - 19 | | |
| 91490-16012 | 8 - 55 | 93210-04228 | 6 - 34 | 93450-07M00 | 24 - 58 | | 12 - 16 | | 25 - 19 | | |
| 91490-20012 | 18 - 34 | 93210-04230 | 6 - 18 | 93450-44166 | 24 - 27 | | 17 - 29 | 97E95-06520 | 4 - 5 | | |
| 91490-25012 | 17 - 44 | | 33 - 30 | | 25 - 26 | 97513-06520 | 18 - 31 | | 16 - 30 | | |
| 91490-30025 | 19 - 29 | 93210-07003 | 24 - 56 | 93501-04M02 | 18 - 28 | 97513-06525 | 8 - 34 | 97E95-06525 | 7 - 2 | | |
| | 26 - 17 | | 25 - 48 | 93503-16003 | 24 - 45 | | 10 - 21 | | 16 - 29 | | |
| 91690-30010 | 12 - 15 | 93210-08287 | 27 - 14 | 93515-32M01 | 17 - 33 | | 15 - 17 | | 21 - 3 | | |
| 91690-30012 | 19 - 33 | | 27 - 16 | 93603-12M11 | 24 - 42 | 97513-06530 | 9 - 7 | 97E95-06540 | 7 - 34 | | |
| | 21 - 31 | | 28 - 14 | 93603-18M09 | 4 - 40 | | 13 - 15 | 97E95-06616 | 2 - 7 | | |